

Creación de repositorios digitales con



Cristian Merlino S.

Universidad Nacional del Sur
Bahía Blanca, Argentina
Noviembre, 2012

Curso de Capacitación

*Repositorios digitales institucionales: Diseño,
implementación y optimización de un recurso
estratégico para las Universidades*

Módulo 3. Bloque 5: Software para la gestión de
repositorios digitales



Primeras preguntas I

¿Qué es EPrints?

EPrints es un software gratuito y de código abierto para la creación de repositorios digitales de acceso abierto.

¿Quién lo desarrolla?

EPrints es desarrollado por la *School of Electronics and Computer Science* de la *University of Southampton* (Reino Unido). Primera versión: 1.0 de Noviembre de 2000. Versión actual: 3.3.10

¿Cuál es el sitio web oficial?

Sitio de la iniciativa: <http://www.eprints.org>

Sitio del programa: <http://www.eprints.org/software/>



Primeras preguntas II

¿Hay disponible documentación y soporte?

Sí, EPrints dispone de una wiki <<http://wiki.eprints.org>> con documentación técnica, de un espacio con materiales de entrenamiento <<http://www.eprints.org/software/training/>> y un foro de discusión abierto a la comunidad mundial <<http://www.eprints.org/tech.php/>>. Asimismo el equipo técnico de EPrints ofrece un servicio de asistencia arancelado.

¿Para qué sistemas operativos está disponible?

EPrints está disponible para GNU Linux (RedHat/Fedora, Debian/Ubuntu) y MS Windows (XP/Vista/7). Se probó con éxito en Solaris y Mac OS-X. No obstante, se recomienda utilizarlo bajo plataforma GNU Linux.

¿Puedo probar EPrints sin instalarlo?

Sí, EPrints cuenta con una versión de demostración en línea <<http://demoprints.eprints.org/>>.

Flexible Repository Software

EPrints supports research papers, theses, teaching materials, arts and more.



Welcome to UCL Discovery - home to UCL Research. Use this site to explore the scale and diversity of UCL research and our global expertise. UCL authors can access RPS from this site, and use au ...

[More ...](#)

Getting Started

Find out more about the [EPrints software](#) or download it now:

Latest Version: [v3.3.10](#)

[.tar.gz](#) | [.msi](#) | [.rpm](#) | [.deb](#)



Debian/Ubuntu
[Install Guide](#)



Redhat/Fedora
[Install Guide](#)



Windows XP/Vista/7
[Install Guide](#)

Older Versions

[3.2.0](#) | [3.1.3](#) | [3.0.5](#)

[Try Live Demo](#)

Using EPrints



EPrints Services

Support, Hosting, Training and Consultancy



Documentation

All latest documentation can be found on the EPrints wiki



Technical Discussion

[Subscribe](#) | [View Archive](#)



Announcements

[Subscribe](#)



Training Materials

All training materials from our workshops

Acceso a la versión en línea de demostración de EPrints

Ultimas entradas del blog "Open Access Archivangelism" de Stevan Harnad

News

Why Green OA Needs To Come Before Gold OA: A Reply to Jan Velterop

[Jan Velterop wrote:](#)

(1) Stevan trades off expected speed of achieving OA against quality of the resulting OA. It's his right to do that. I just point out that that's what it is. That's my right. He calls it 'deprecating green OA'; I prefer to call it 'comparing outcome'.

(2) My 'jumping with a closed parachute' is not in any way a criticism of green OA or advocating green OA. It is a criticism of presenting green OA (in which the publication of articles is being paid for by subscriptions) as the only way until all scholarly literature is available as green OA, and only then considering alternatives to the subscription system. I consider that deeply unrealistic, utterly unfeasible and not viable, and I favour developing gold OA as a replacement of the subscription system alongside green OA, gradually replacing the subscription system.

(3) The agreement reached at the BOAI to pursue both strategies (later called green and gold) proved short-lived. This has been most unfortunate in my view. Stevan has introduced the idea that gold and green are rivalrous. They aren't. They both



The image shows a screenshot of the EPrints website with several Spanish annotations overlaid. The website header includes the EPrints logo, navigation links (Software, Services, About Open Access), and a Google Custom Search bar. A secondary navigation bar lists: Software, Try EPrints, Documentation, Downloads, Add-ons, Bug Tracker, and User Registration. The main content area features a quote: "EPrints is comparatively mature and easier to install, customize and maintain." attributed to Sukhdev Singh and Naina Pandita. Below this is a section titled "How do you improve the world's first and most powerful repository software? Keep innovating." followed by a paragraph about EPrints 3 and a link to a report by Peter Millington. A list of categories follows: Repository managers, Depositors, Researchers, Developers, Webmasters, and Institutions, each with a list of features. On the right side, there are three blue boxes: "Download EPrints" (with links for latest version v3.3.10 and older versions), "Help and Support" (with links for mailing lists and training materials), and "EPrints Services" (with links for enterprise support, hosting, training, and consultancy). A central image shows a screenshot of the EPrints 3 interface. Three dashed black boxes with arrows point to specific features: "Ultima versión estable disponible" (Latest stable version available) points to the quote; "Accesos rápidos a las guías de instalación" (Quick access to installation guides) points to the "Download EPrints" box; and "Acceso al foro de discusión" (Access to discussion forum) points to the "Help and Support" box. A fourth dashed black box with an arrow points to the "Acceso al material de entrenamiento y a la documentación técnica (wiki)" (Access to training material and technical documentation (wiki)) annotation, which is located at the bottom of the page.

Software | Services | About Open Access

Software | Try EPrints | Documentation | Downloads | Add-ons | Bug Tracker | User Registration

"EPrints is comparatively mature and easier to install, customize and maintain."
Sukhdev Singh and Naina Pandita, OpenMED@NIC

Ultima versión estable disponible

How do you improve the world's first and most powerful repository software? Keep innovating.
As the first professional software platform for building high quality OAI-compliant repositories, EPrints is already established as the easiest and fastest way to set up repositories of open access research literature, scientific data, theses, reports and multimedia. EPrints offers a high level of flexibility to repository managers, depositors, researchers and technical administrators.

EPrints 3 is "a significant milestone towards ideal repository software". [Report](#) by Peter Millington and William Brindley, *Open Access Researcher*, January 2007.

Try out the new features of EPrints 3 online with our [demonstration repository](#), [watch feature videos](#) or see a [slideshow PDF](#) of the features of the software.

Repository managers

- ✓ Lower the barrier for your depositors while improving metadata quality and the value of your collection.

Depositors

- ✓ Time saving deposits
- ✓ Import data from other repositories and services
- ✓ Autocomplete-as-you-type for fast data entry

Researchers

- ✓ Optimised for Google Scholar
- ✓ Works with bibliography managers
- ✓ Works with desktop applications and new Web 2.0 services
- ✓ RSS feeds and email alerts keep you up to date

Developers

- ✓ Tightly-managed, quality-controlled code framework
- ✓ Flexible plugin architecture for developing extensions

Webmasters

- ✓ Easily integrate reports, bibliographic listings, author CVs and RSS feeds into your corporate web presence

Institutions

- ✓ High specification repository platform for high visibility, high quality institutional open access collections
- ✓ Conform with [research funder open access mandates](#)

Download EPrints

Latest Version: **v3.3.10**
[tar.gz](#) | [msi](#) | [rpm](#) | [deb](#)

- Debian/Ubuntu [Install Guide](#)
- Redhat/Fedora [Install Guide](#)
- Windows XP/Vista/7 [Install Guide](#)

Older Versions
[3.2.0](#) | [3.1.3](#) | [3.0.5](#)

Help and Support

Mailing Lists

- ✉ **Technical Discussion**
[Subscribe](#) | [View Archive](#)
- ✉ **Announcements**
[Subscribe](#)

Training Materials
All training materials from our workshops

Documentation
All latest documentation can be found on the EPrints wiki

EPrints Services
Enterprise Support, Hosting, Training and Consultancy

Accesos rápidos a las guías de instalación

Acceso al foro de discusión

Acceso al material de entrenamiento y a la documentación técnica (wiki)

A better platform for a high quality repository. Backed by a support team with over 10 years experience, EPrints 3 is the platform for a variety of open source, [bespoke and hosted](#) repository solutions.

<http://www.eprints.org/software/>



EPrints Repository Training and Tutorial Materials

EPrints is an excellent basis for building a repository for managing all kinds of material (scholarly, scientific, artistic) in all kinds of formats (multimedia, documents, datasets) for all kinds of purposes (open access, digital collections, preservation, e-science). To help you achieve the ideal repository, this page collects together EPrints training and tutorial materials directed at various audiences, from end users through to programmers and administrators, and is intended to guide and help

These materials are under development (October 2007). Please direct any comments, suggestions or offers of content to our [Training Co-ordinator](#)

Usuario final

Usuario medio

Usuario avanzado

- your authors to deposit material
- your repository team to design and specify your repository
- your repository team to manage the repository
- your technical support to implement your designs and requests
- your technical support to integrate your repository with your local information environment
- students, postgrads and digital library researchers to understand how to use EPrints to investigate novel information management techniques

End User Training

This end user training collection takes individuals through the complete spectrum of experience of using an EPrints repository - from looking at the contents and using the collections to depositing material, acting as an editor and administering a repository.

Overview

[Brief Overview of EPrints Features](#)

Visitors

[Viewing Items](#)

[Browsing, Search and Exporting](#)

Registered Users

[Registering and logging in](#)

[Depositing Items](#)

[Alerting Services](#)

Editors

[Editors](#)

Administrators

[Administrators](#)

Exercises

[User Exercises](#)

Prerequisites: no repository experience required, but general web browsing experience is assumed. This is not advocacy material and does not try to explain the advantages of repositories.

Provenance: This material was developed by students at Southampton during the summer vacation, 2007. Some parts (in italic - overview, editors, administrators) are due to be written during the final quarter of

Configuration Training

This configuration training collection shows the range of options available for configuring an EPrints repository, gives detailed instructions on how to work through some common practical decisions, and provides a set of worked example exercises.

Configuration Capabilities

[EPrints Biodiversity](#) - an overview of the configuration options available for EPrints, the process of designing a repository and a range of different EPrints repositories. Also available, the [latest list of interesting EPrints repositories](#).

Configuration Options

The [location and purpose](#) of the configuration files and directories

Configuration Tasks

How to do [two common tasks](#): branding the visual interface and adding new metadata fields

Configuration Exercises

[Step-by-step worked exercises](#): visual appearance, deposit workflow, controlled vocabularies and authority lists, deposit types and metadata, creating new views and searches

Web Configuration

[Slides explaining the Web configuration](#) capabilities of EPrints. How to edit config files from the Web interface and using an increasing number of web applications.

Prerequisites: no programming required. Some experience of using a text editor would be desirable. In EPrints training sessions, librarians with no technical background have happily taken this course, but they

Customisation Training

This customisation training collection shows how to use the EPrints API to create your own command line reports, cgi web scripts and repository components - import and export plugins and screens with new repository functionality.

Programming Overview

An explanation of the [EPrints API](#), the major datasets and methods for managing eprints, documents and users

Programming Techniques

Different kinds of [EPrints scripting](#) for writing command line programs, cgi scripts and plugins to extend the repository functionality

Programming Exercises

Worked exercises for [command line programs](#) (with [resources and samples](#)) and for [plugins](#) ([resources and samples](#)).

Prerequisites: EPrints is written in Perl, but you don't have to be a Perl programmer to understand this material or even provide technical support for an EPrints repository. You should have confident programming background (e.g. Java or PHP instead of Perl) and be comfortable with technical system administration tasks (e.g. restarting a web server). In this course you will only be expected to adapt existing Perl code rather than start from scratch; EPrints coding standards mean that you should find it relatively easy to understand the Perl language material.

Provenance: This material was developed and delivered in training courses over a period of two years.

Tecnologías empleadas por EPrints

Arquitectura
LAMP



Servidor web Apache



Gestor de bases de datos
MySQL



Lenguaje de programación Perl

Otras: mod_perl, XML, DOM, RDF, CodeMirror, Flowplayer, CPAN

Características destacables I

Repository managers

- ✓ Lower the barrier for your depositors while improving metadata quality and the value of your collection.

Depositors

- ✓ Time saving deposits
- ✓ Import data from other repositories and services
- ✓ Autocomplete-as-you-type for fast data entry

Researchers

- ✓ Optimised for Google Scholar
- ✓ Works with bibliography managers
- ✓ Works with desktop applications and new Web 2.0 services
- ✓ RSS feeds and email alerts keep you up to date

Developers

- ✓ Tightly-managed, quality-controlled code framework
- ✓ Flexible plugin architecture for developing extensions

Webmasters

- ✓ Easily integrate reports, bibliographic listings, author CVs and RSS feeds into your corporate web presence

Institutions

- ✓ High specification repository platform for high visibility, high quality institutional open access collections
- ✓ Conform with [research funder open access mandates](#)

Características destacables II

- ✓ Es una herramienta muy flexible y brinda gran libertad para ampliar su funcionalidad.
- ✓ Posee un potente sistema de *plugins*.
- ✓ Puede manipular una gran variedad de objetos digitales, desde objetos textuales a objetos multimedia.
- ✓ No está limitado a comunidades y colecciones estructuradas, permite la creación de “colecciones virtuales” flexibles a partir de metadatos (creador, año, tema, etc.).
- ✓ Alerta automáticamente sobre el ingreso de posibles depósitos duplicados.
- ✓ Dispone de una *API (Application Programming Interface)* para programar rutinas propias: programar un *plugin*, personalizar la manera en que EPrints renderiza una página determinada, etc.
- ✓ Está diseñado para asistir el auto-archivo.

Otras características interesantes

- ✓ Una instalación EPrints puede alojar múltiples repositorios (cada repositorio necesitará un alias de DNS).
- ✓ Registra automáticamente todos los accesos a los registros bibliográficos y a los textos completos (*access log dataset*) en una tabla de la base de datos del repositorio.
- ✓ Permite importar y crear estructuras organizacionales y clasificaciones temáticas jerárquicas. Por defecto, el paquete EPrints incluye la clasificación temática de la Biblioteca del Congreso de Estados Unidos (en inglés).
- ✓ Facilita la modificación de registros en lotes (*batch edit*).
- ✓ Esta no es una característica interesante sino una característica básica que identificó a EPrints desde su versión inicial: soporta OAI-PMH (*Open Archives Initiative-Protocol Metadata Harvesting*).

¿Qué formatos de objetos digitales puedo depositar?

Algunos formatos soportados:

Texto: pdf, doc, docx, odt, txt, ps, html, rtf ...




Imagen: bmp, jpeg, gif, png, tiff ...



Presentaciones: ppsx, ppt, pptx ...

Video: avi, flv, mpeg, quicktime ...

Audio: flac, pm3, ogg, wav, wma ...



Archive: bz2, tgz, zip ...

Otros

Fuentes de importación y exportación

Import from Atom XML

User Workarea

Item Type

Article

Import

Atom XML

BibTeX

DOI (via CrossRef)

DSpace Metadata

EPrints XML

Microsoft .docx

OpenXML Bibliography

PubMed ID

PubMed XML

Archive. Re

3:54

Fuentes de importación soportadas por defecto. Adicionalmente, se puede activar EndNote e ISI Web of Knowledge

ASCII Citation

Export

ASCII Citation

BibTeX

Cerif XML 2008

Dublin Core

EP3 XML

EP3 XML with Files Embedded

EndNote

HTML Citation

JSON

METS

Multiline CSV

Object IDs

OpenURL ContextObject

RDF+N-Triples

RDF+N3

RDF+XML

Refer

Reference Manager

laury, I. (2005) [Re](#)
York.

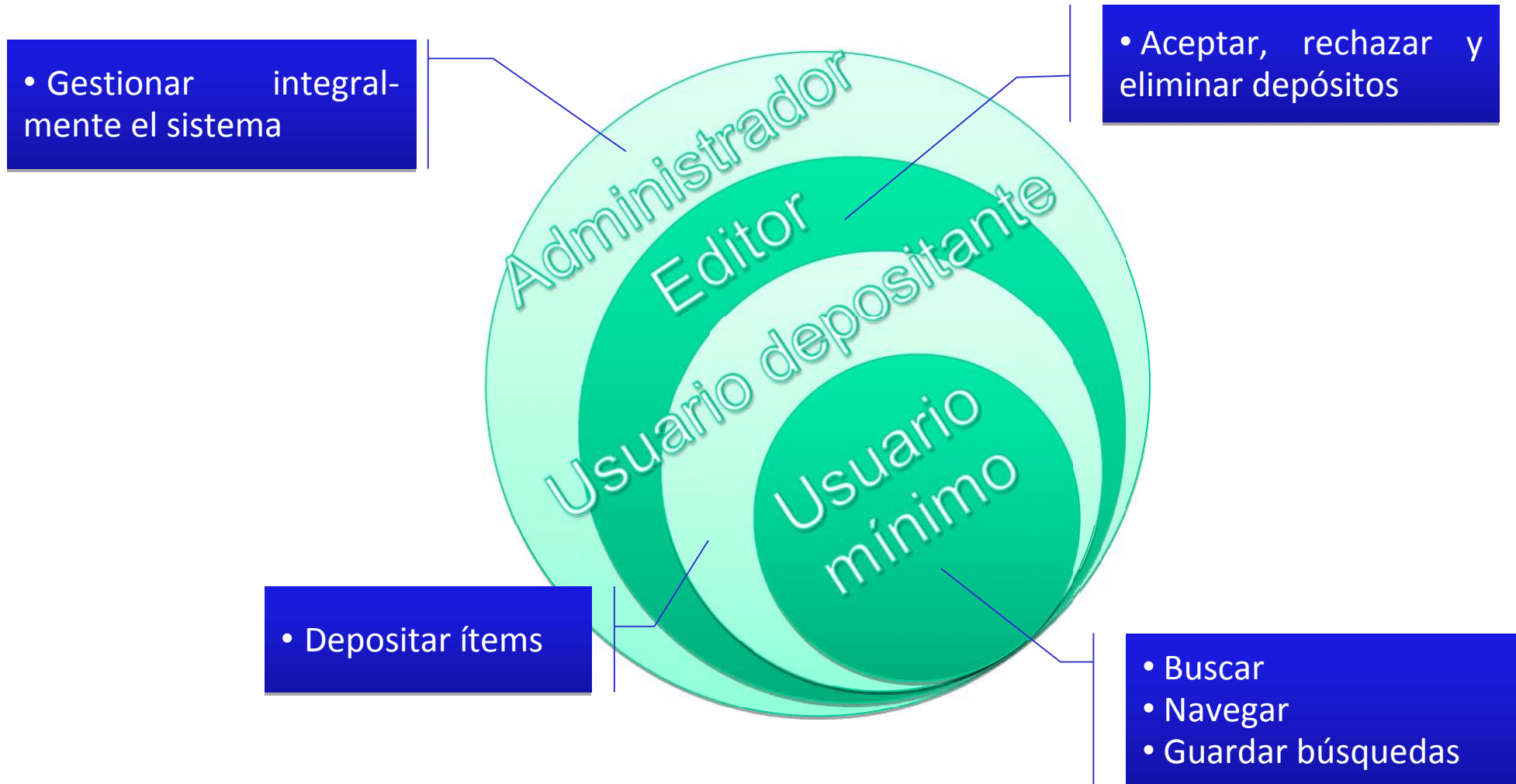
laury, I. (2005) [Re](#)
York.

In: 7th Worksho

In: 7th Worksho

Fuentes de exportación soportadas por defecto

Usuarios. Roles



Instalación en GNU Linux

Ejemplo para Debian vía apt (*Advanced Packaging Tool*)

1. Como *root*, agregar a `/etc/apt/sources.list` las líneas

```
deb http://deb.eprints.org/3.3/ stable/
```

```
deb-src http://deb.eprints.org/3.3/ source/
```

2. Instalar EPrints

Ejecutar como *root*:

```
apt-get update
```

```
apt-get install eprints
```

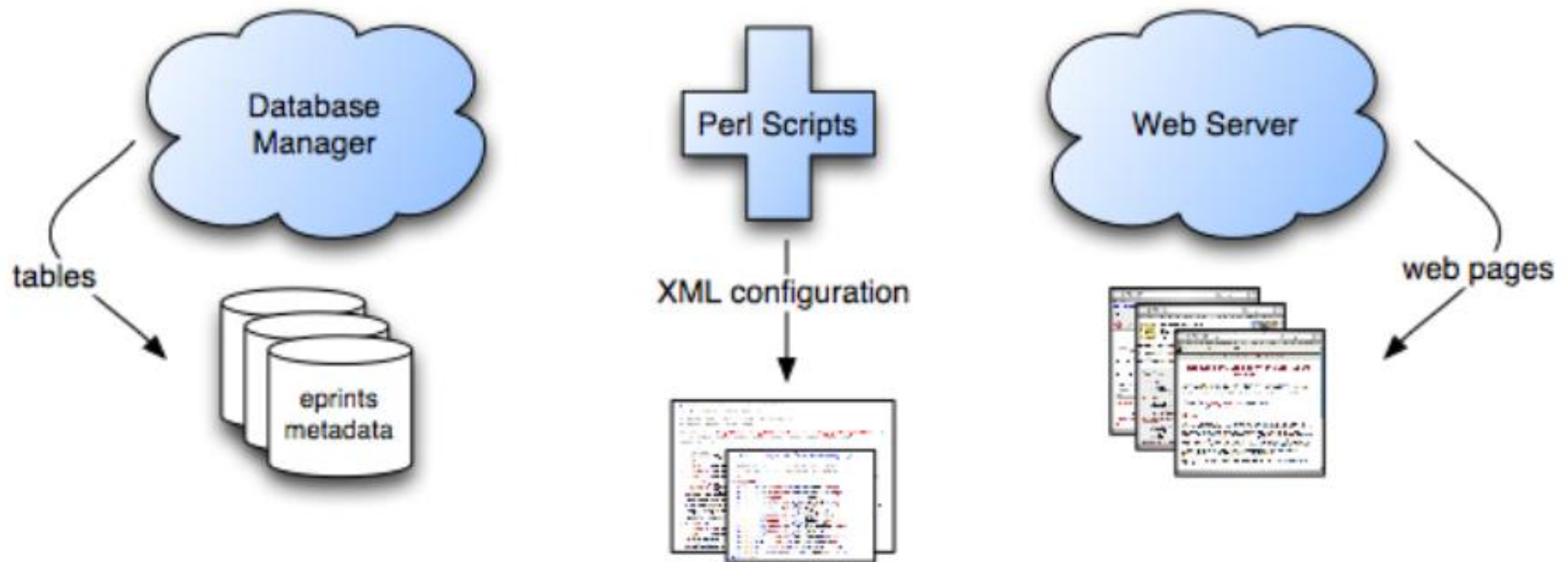
2. Crear un repositorio/*archive*

Ir al directorio `usr/share/eprints3/bin`

Ejecutar como usuario *eprints* -> `epadmin create`

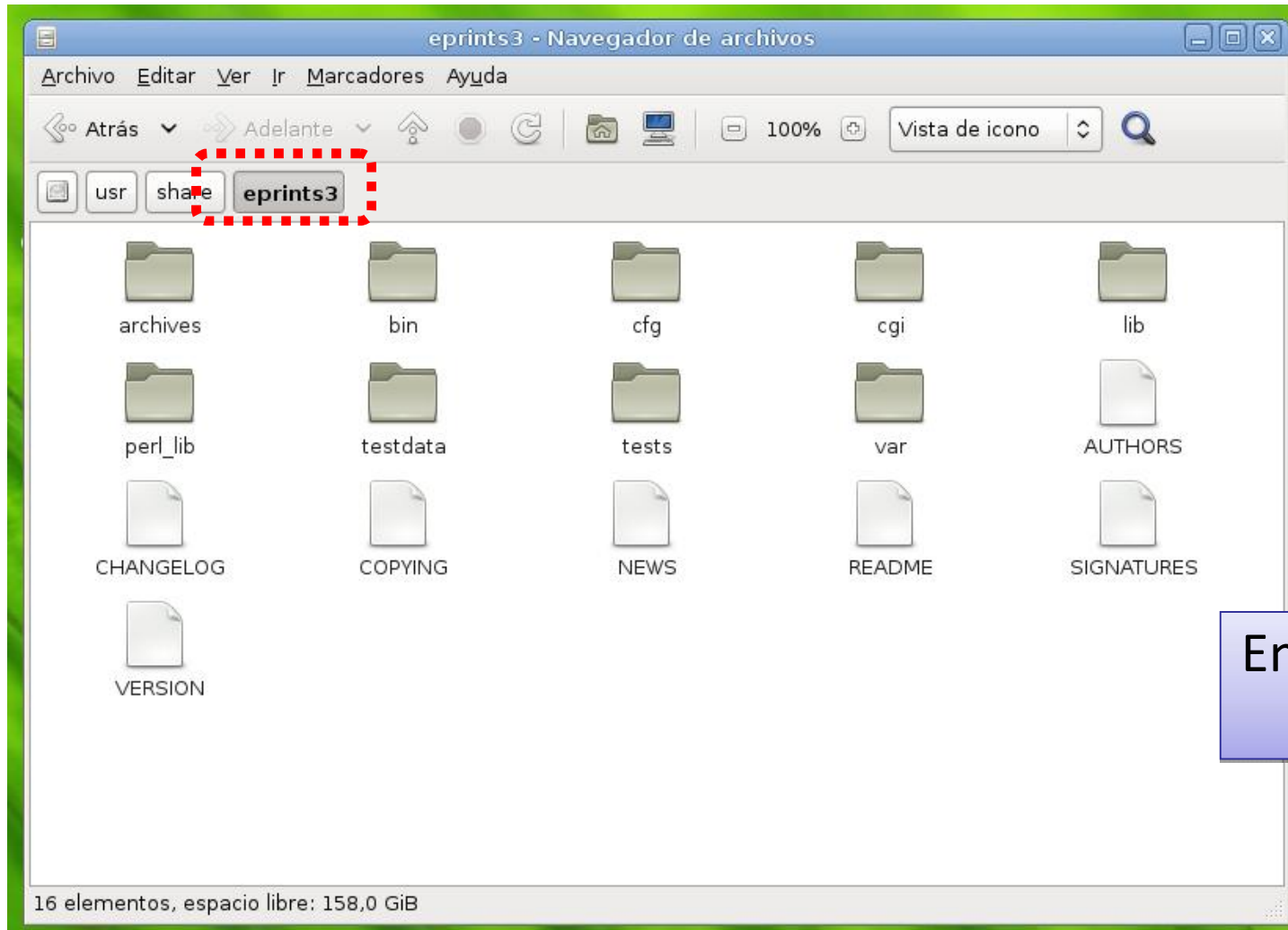
Seguir los pasos de creación

EPrints. Vista del administrador



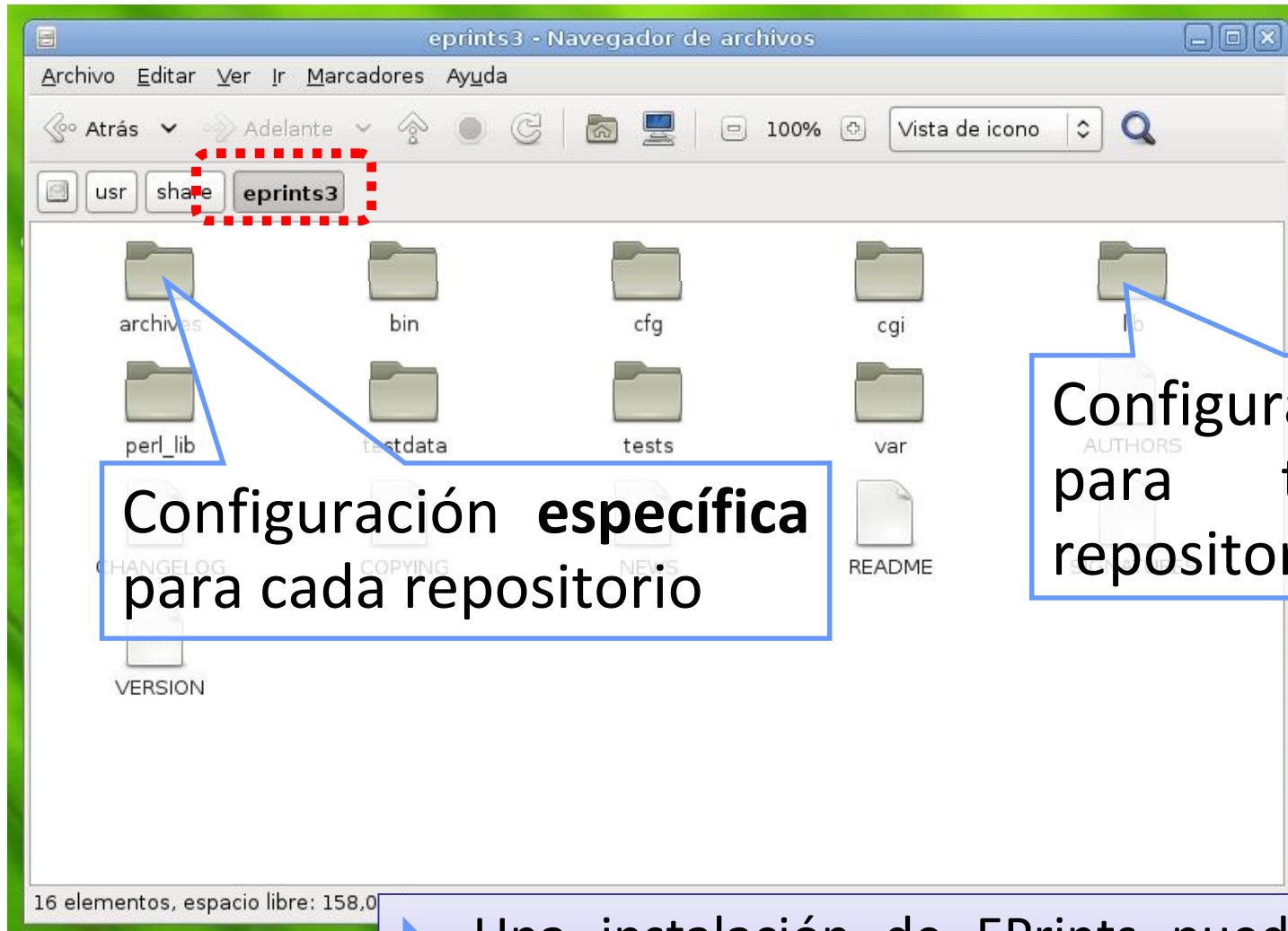
- Base de datos SQL (*Structured Query Language*)
- Servidor web
- *Scripts* para configurar las actividades del repositorio
- Archivos de configuración

¿Dónde está la configuración de EPrints?



En el directorio **eprints3**
del servidor

¿Dónde está la configuración de EPrints?



Configuración **global**
para todos los
repositorios

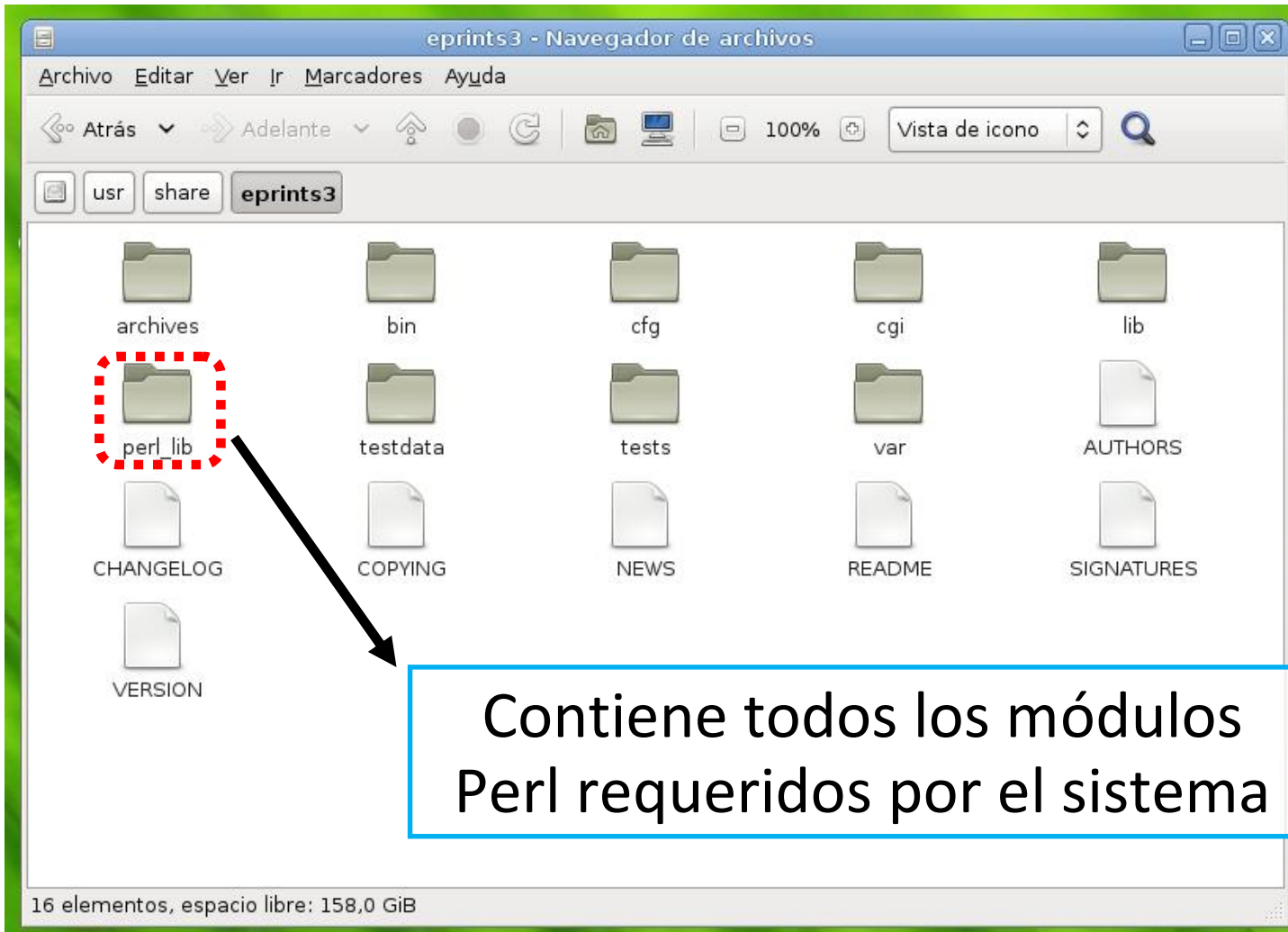
Configuración **específica**
para cada repositorio

- Una instalación de EPrints puede correr múltiples repositorios, cada uno puede ser muy diferente en estilo y funcionalidad

¿Dónde están los programas?



¿Dónde están los módulos Perl?



The screenshot shows a file browser window titled "eprints3 - Navegador de archivos". The window displays a directory structure with the following items:

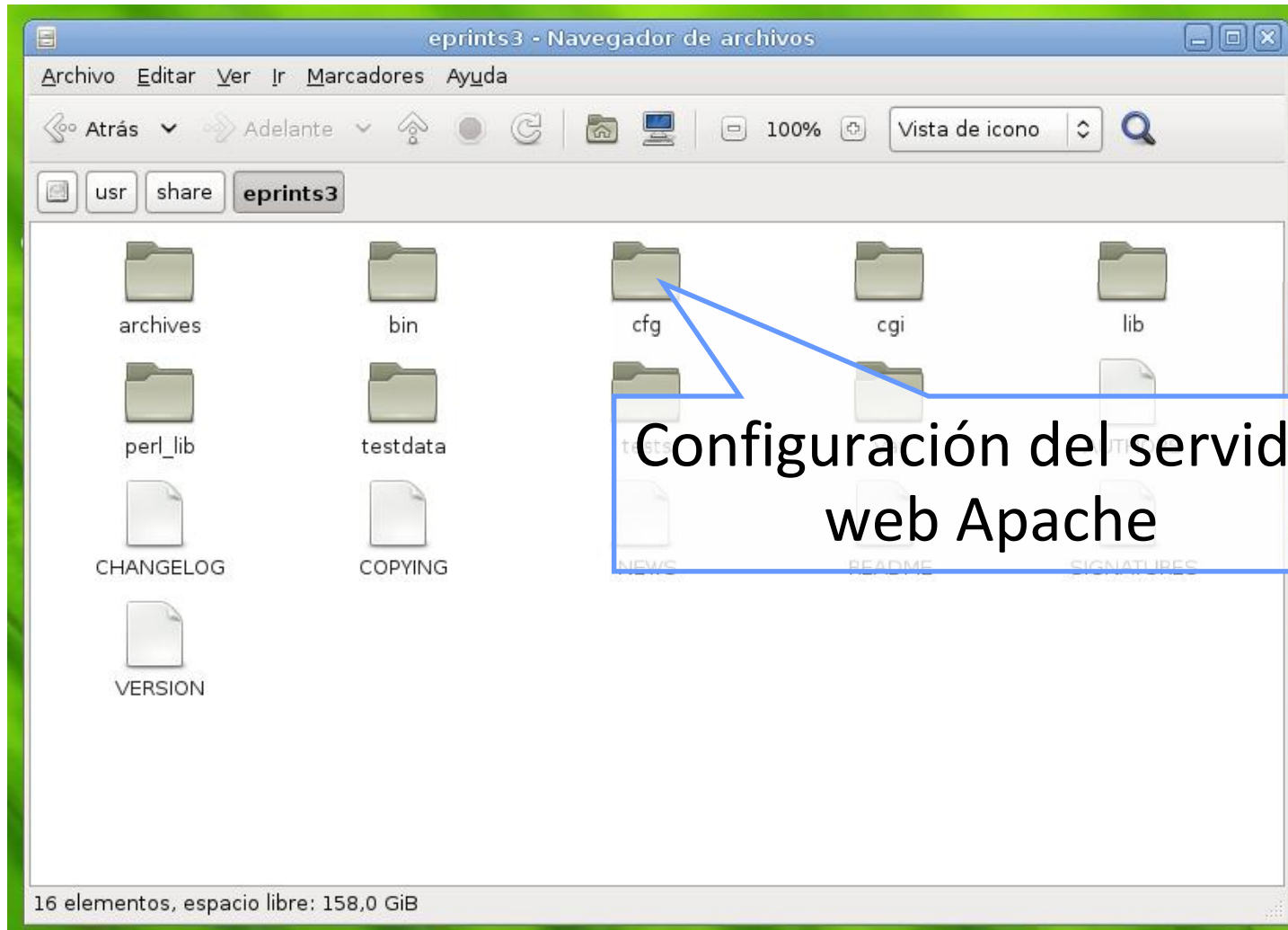
- archives
- bin
- cfg
- cgi
- lib
- perl_lib (highlighted with a red dashed box)
- testdata
- tests
- var
- AUTHORS
- CHANGELOG
- COPYING
- NEWS
- README
- SIGNATURES
- VERSION

An arrow points from the "perl_lib" folder to a text box containing the following text:

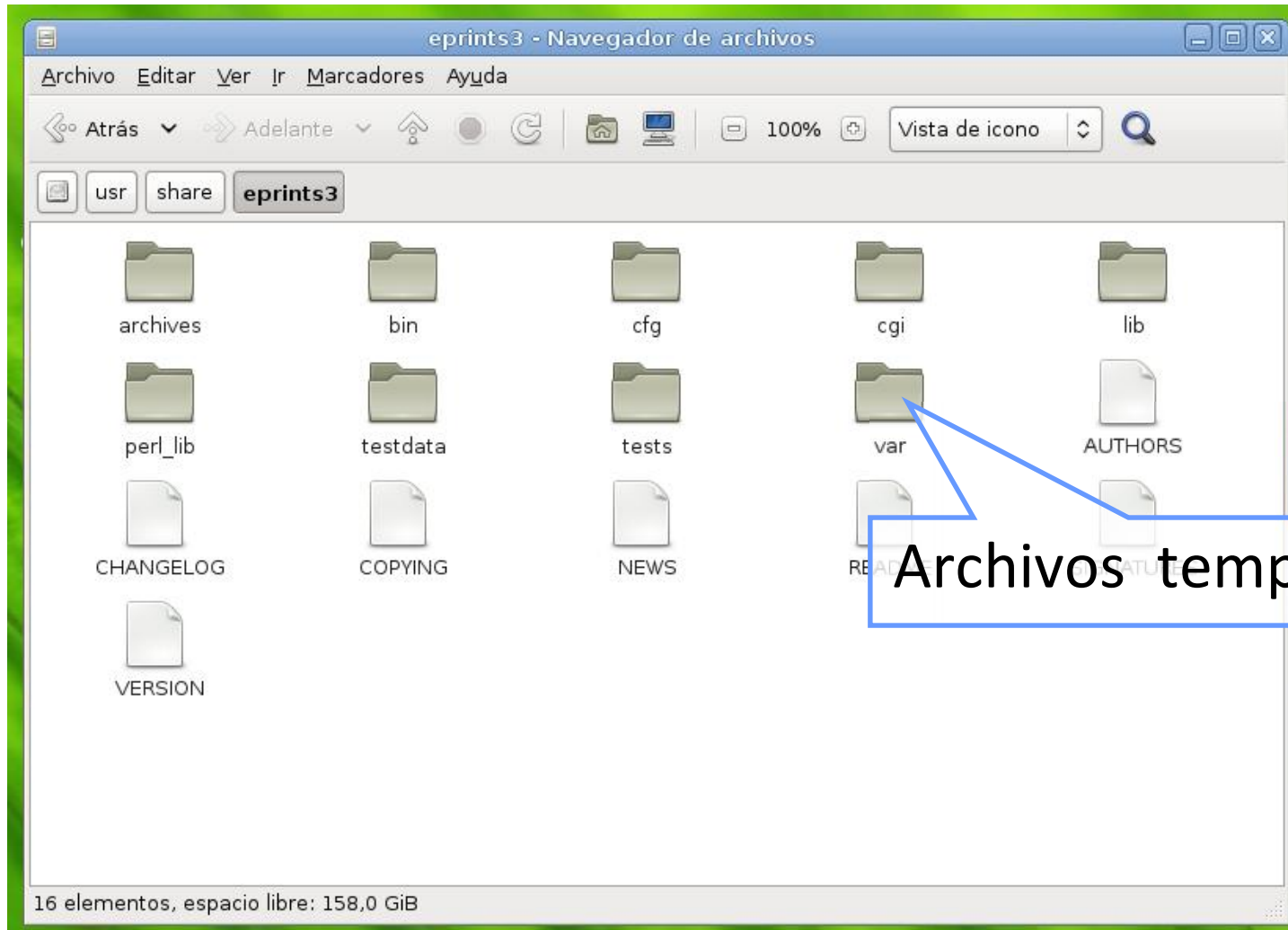
Contiene todos los módulos Perl requeridos por el sistema

16 elementos, espacio libre: 158,0 GiB

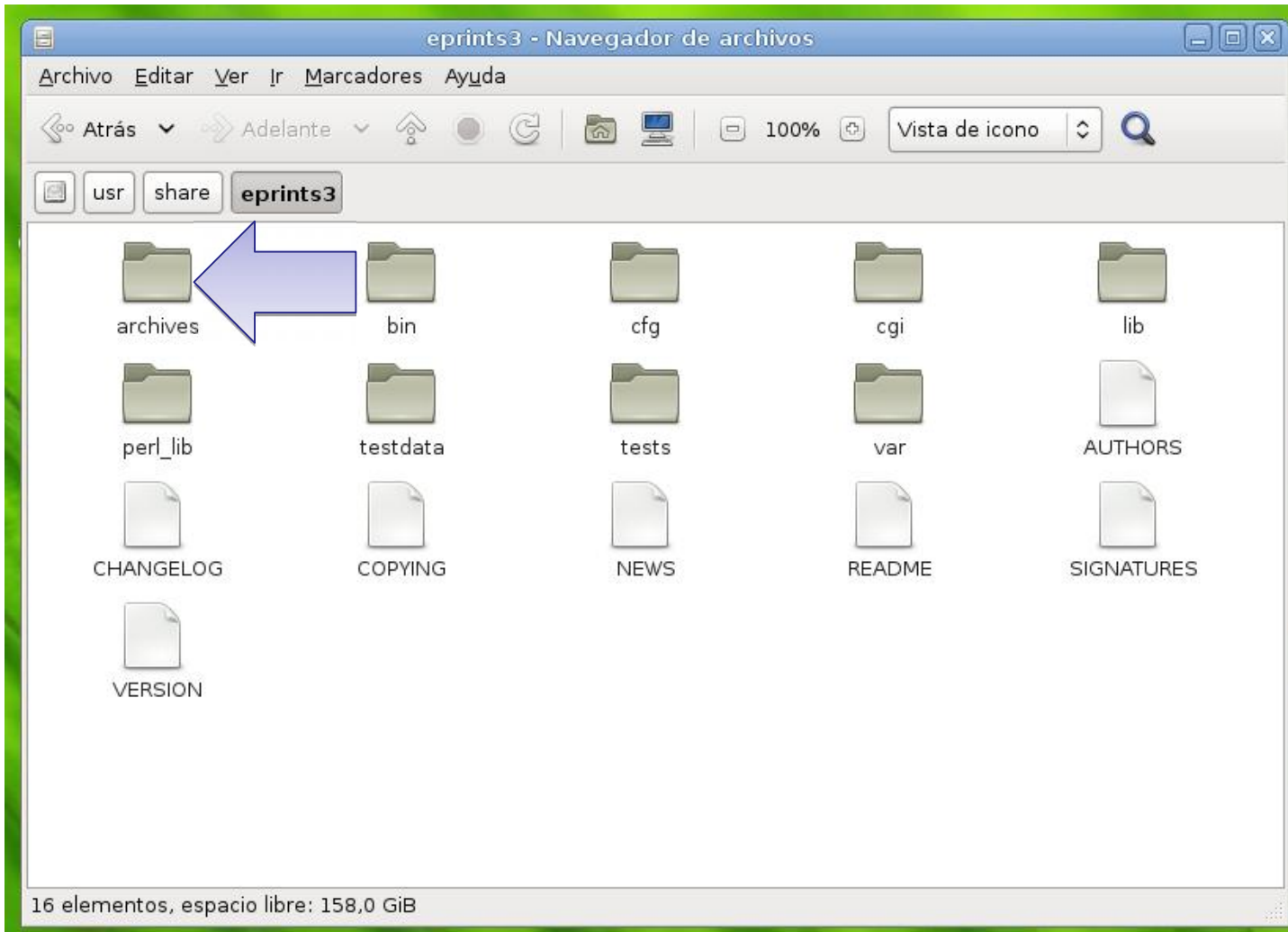
¿Dónde está la config. de Apache?



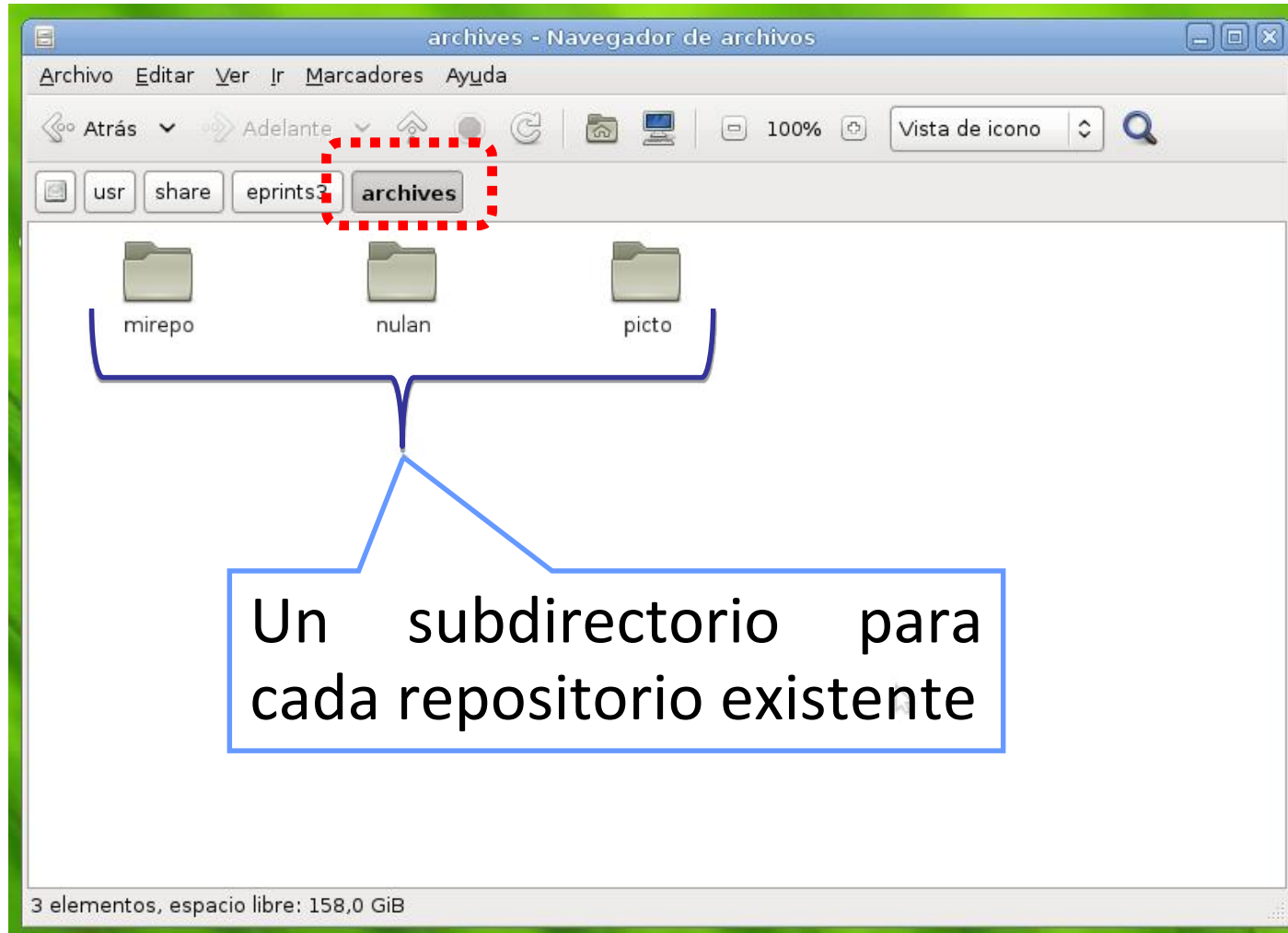
¿Dónde se almacenan los archivos temp.?



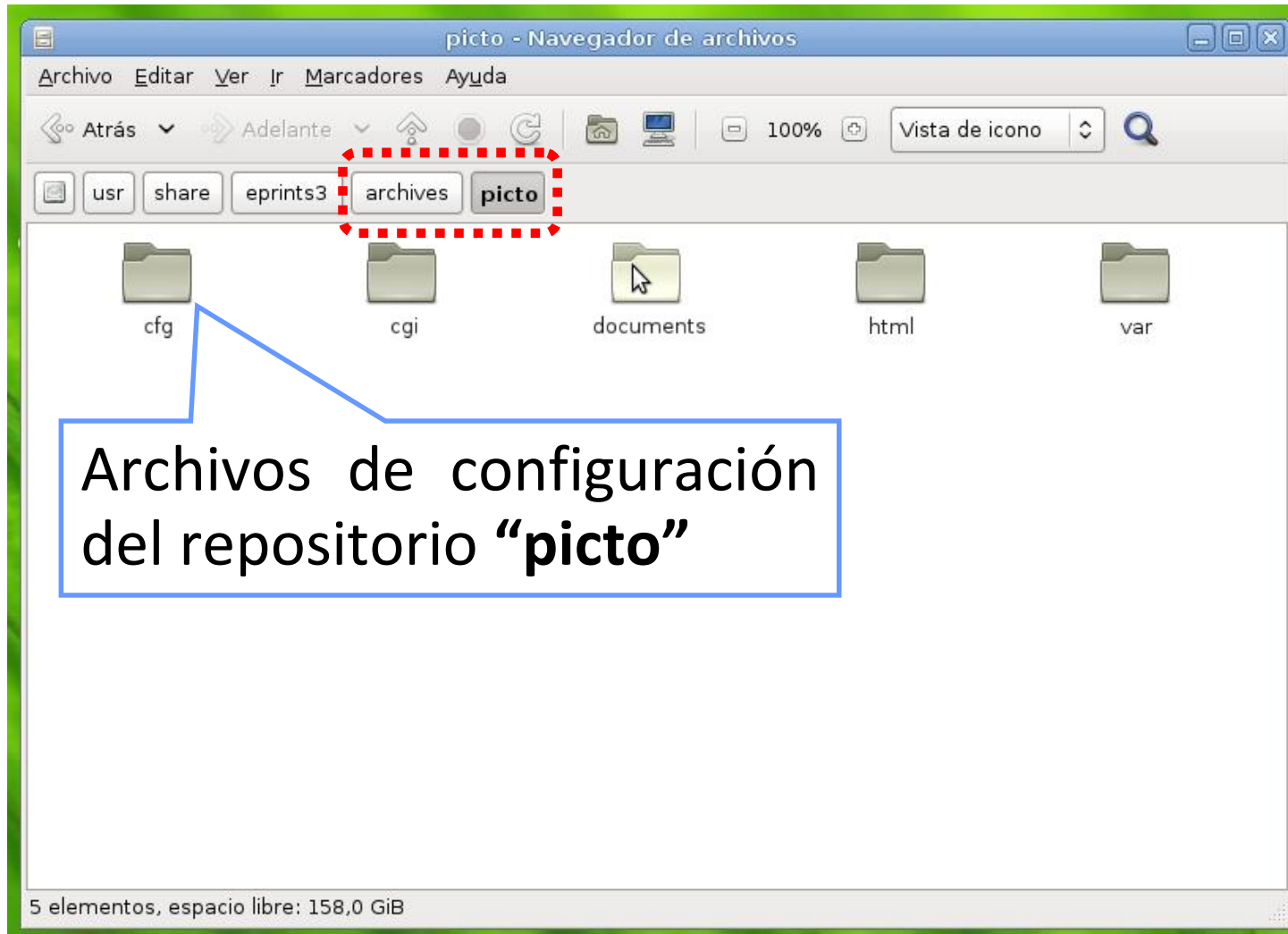
¿Dónde están los repositorios?



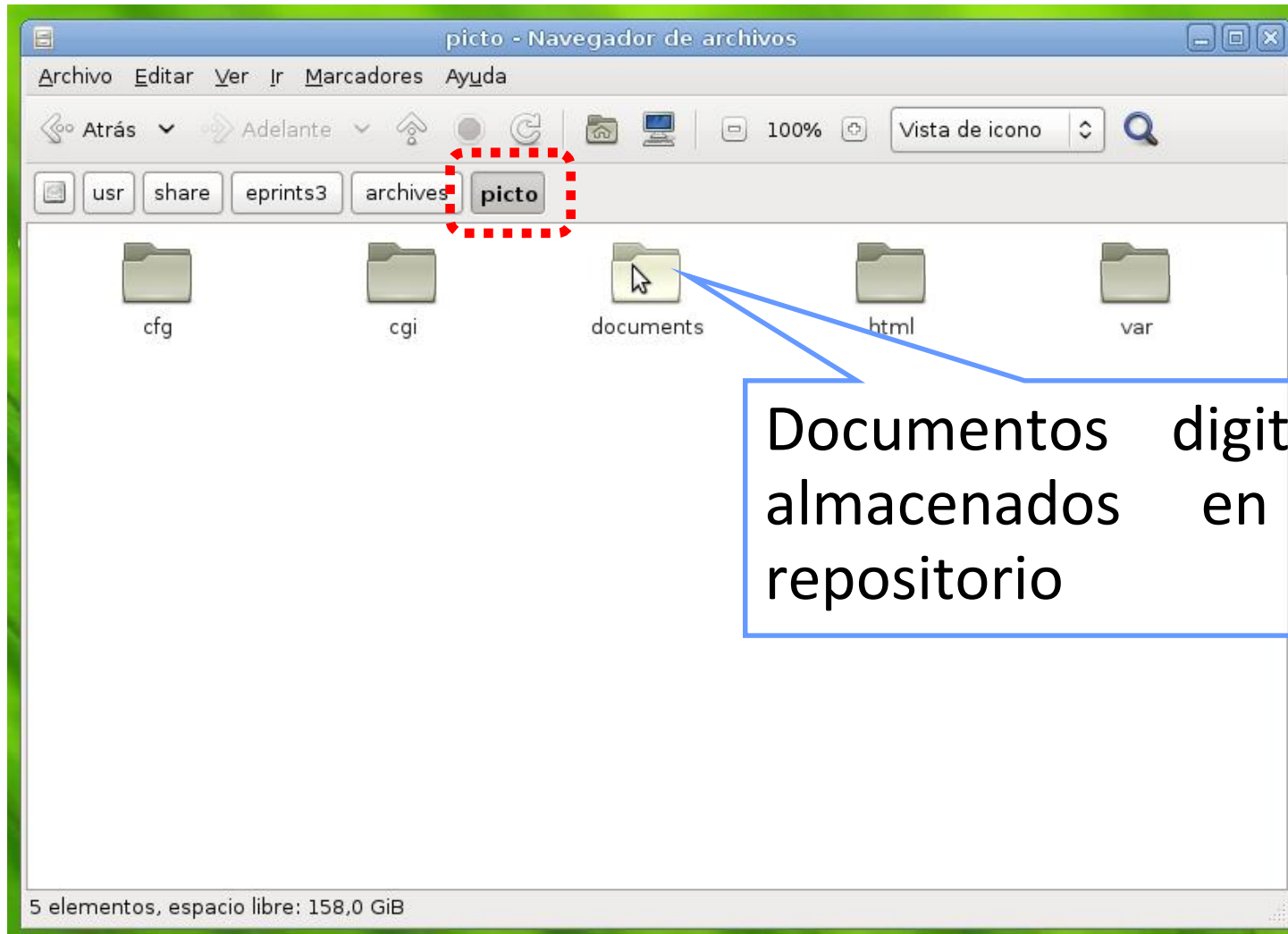
Directorio *archives*



Archivos de configuración de un repositorio

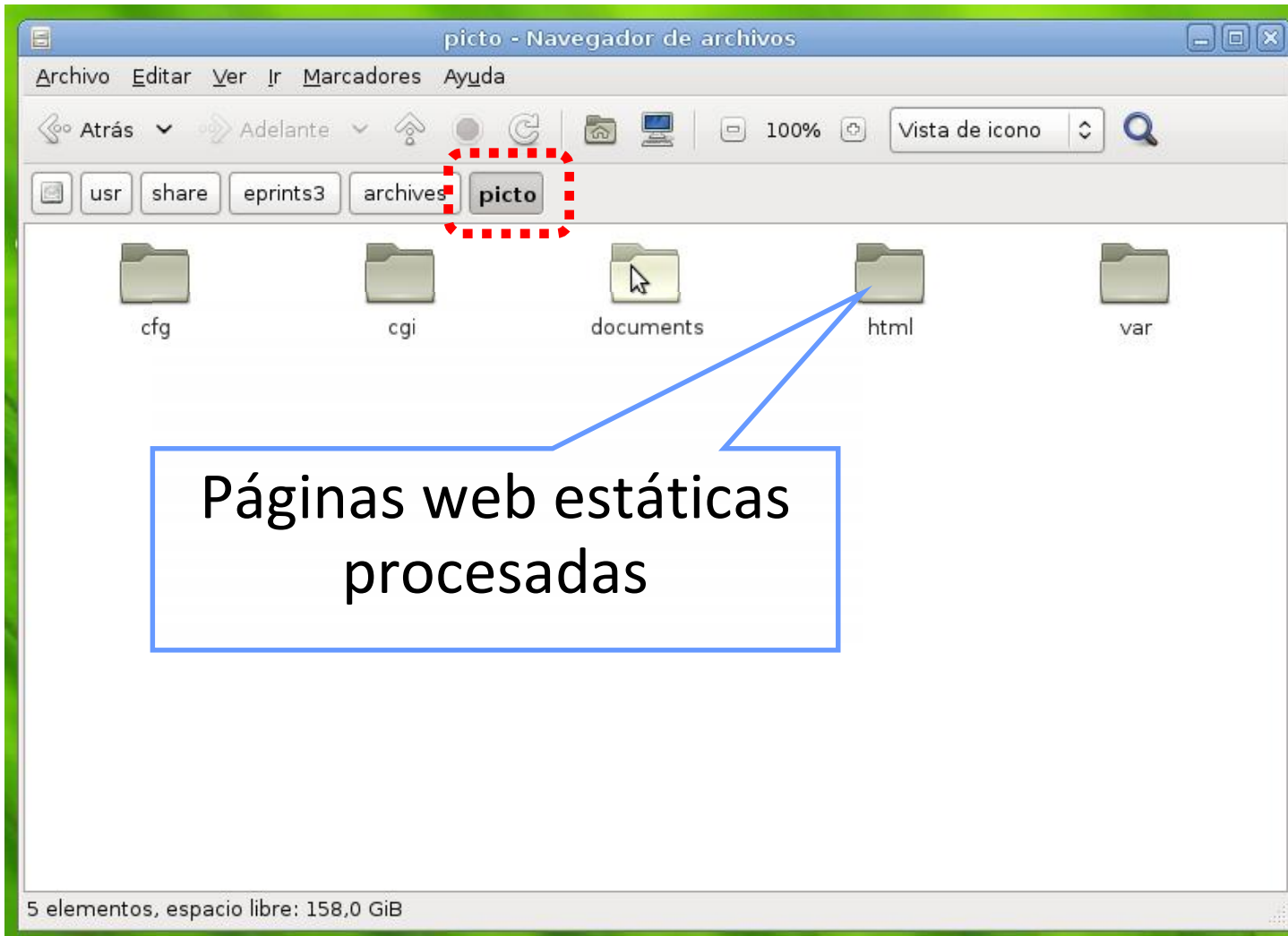


Contenido del repositorio

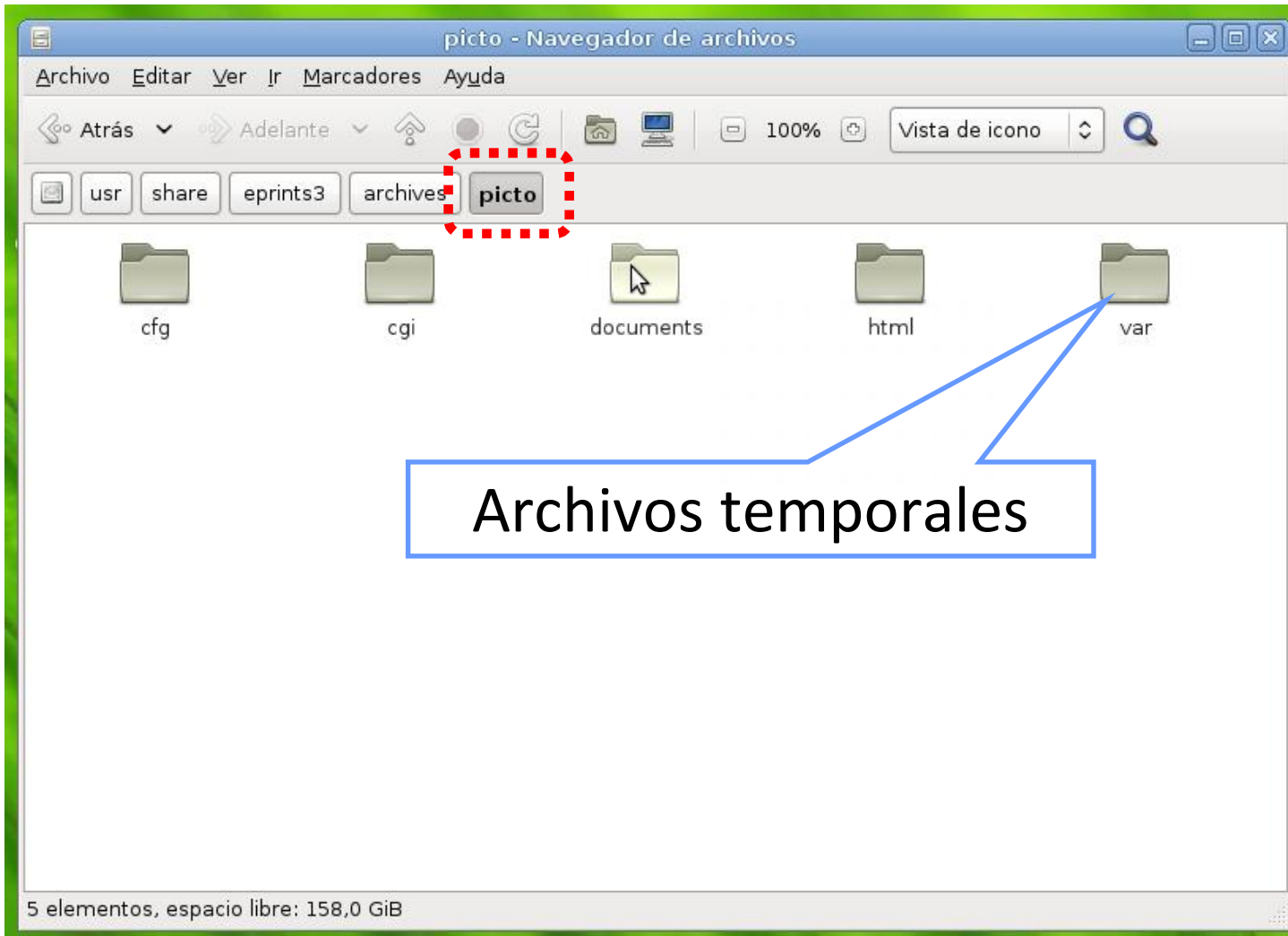


Documentos digitales
almacenados en el
repositorio

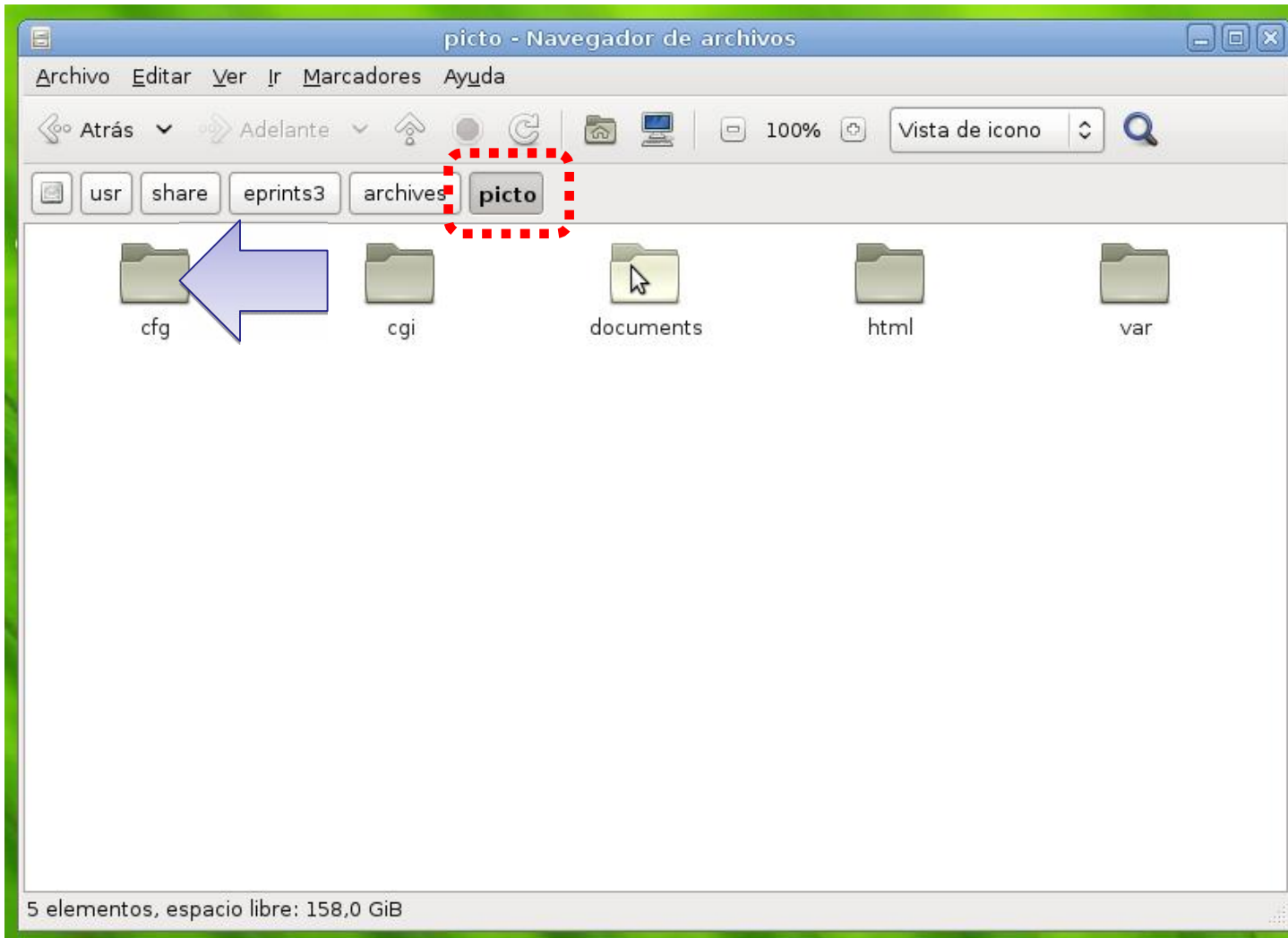
Contenido del repositorio



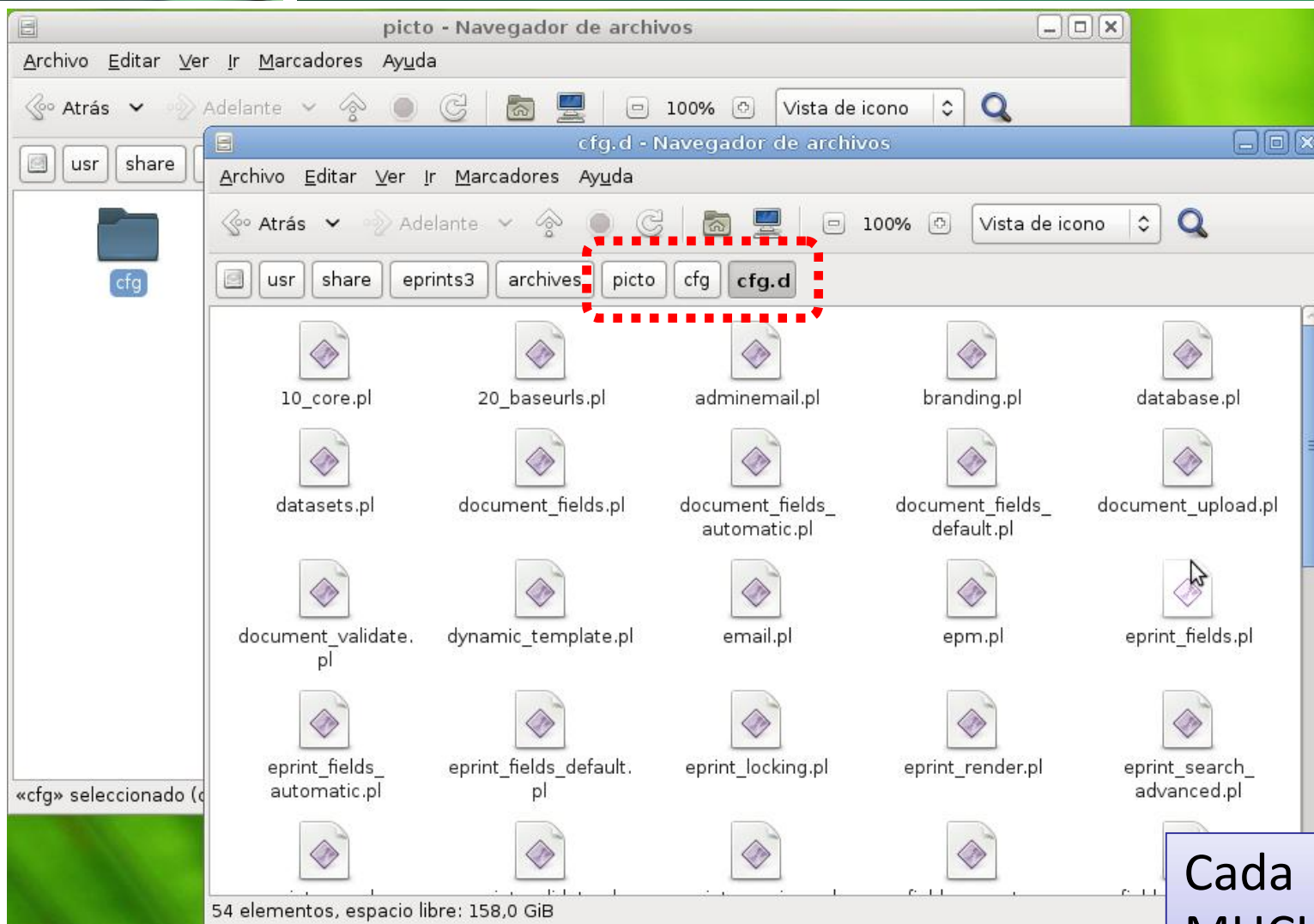
Contenido del repositorio



Archivos de configuración




Archivos de configuración



Cada repositorio tiene MUCHOS archivos de configuración

Welcome to Repositorio PICTO Bonaerense

 Welcome to Repositorio PICTO Bonaerense. [Click here to start customising this repository.](#)

 Atom  RSS 1.0  RSS 2.0

[Latest Additions](#)

View items added to the repository in the past week.

[Search Repository](#)

Search the repository using a full range of fields. Use the search field at the top of the page for a quick search.

[Browse Repository](#)

Browse the items in the repository by subject.

[About this Repository](#)

More information about this site.

[Repository Policies](#)

Policy for use of material in this repository.

Repositorio PICTO Bonaerense supports [OAI 2.0](#) with a base URL of <http://picto.local.com/cgi/oai2>

Welcome to Repositorio PICTO Bonaerense



Welcome to Repositorio PICTO Bonaerense. [Click here to start customising this repository.](#)

Atom RSS 1.0 RSS 2.0

[Latest Additions](#)

View items added to the repository in the past week.

[Search Repository](#)

Search the repository using

Nombre asignado al repositorio/archive durante el proceso de creación

[Browse Repository](#)

Browse the items in the repository by subject.

[About this Repository](#)

More information about this site.

[Repository Policies](#)

Policy for use of material in this repository.

Repositorio PICTO Bonaerense supports [OAI 2.0](#) with a base URL of <http://picto.local.com/cgi/oai2>

Welcome to Repositorio PICTO Bonaerense

✓ Welcome to Repositorio PICTO Bonaerense. [Click here to start customising this repository.](#)

Atom RSS 1.0 RSS 2.0

[Latest Additions](#)

View items added to the repository in the past week.

[Search Repository](#)

Search the repository using a full range of fields. [Click here to search the page for a quick search.](#)

[Browse Repository](#)

Browse the items in the repository by subject.

[About this Repository](#)

More information about this site.

[Repository Policies](#)

Policy for use of material in this repository.

Repositorio PICTO Bonaerense supports [OAI 2.0](#) with a base URL of <http://picto.local.com/cgi/oai2>

Contenido
de la página

Título de la página

Login

Please enter your username and password. If you have forgotten your password, you may [reset](#) it.

Username:

Password:

Note: you must have cookies enabled.

Login

Please enter your username and password. If you have forgotten your password, you may [reset](#) it.

Username:

Password:

Note: you must have cookies enabled.

Inicio de sesión como ADMINISTRADOR

El nombre de usuario y el *password* se generan durante el proceso de creación del repositorio

Search

Manage deposits

New Item

Import from Atom XML

Import

El área está vacía porque aún no se ha incorporado ningún documento

Manage deposits

[? Help](#)

New Item

Import from AtomXML

User Workarea. Under Review. Live Archive. Retired.

Item ID	Item Type	Item Status	Last Modified	
253	Article	User Workarea	03 Nov 2012 21:59	
254	Article	User Workarea	03 Nov 2012 22:01	

Abstract

Detalle de los ítems ingresados

Users - Unnamed user with email admin@picto.edu.ar

<http://127.0.0.1/id/user/1>

Edit

Destroy

Details

Account

Edit

Username: picto

User Type: Repository Administrator

Unspecified fields: [Roles](#)

Profile

Edit



You haven't filled out the required [Name](#) field.

Email address: admin@picto.edu.ar

Frequency of items-under-review mailings: Never

Mail Empty Results: No

Hide Email: Yes

Unspecified fields: [Editorial Rights Restriction](#), [Name](#), [Department](#), [Organisation](#), [Address](#), [Country](#), [Homepage URL](#)

Other defined fields

Detalle del perfil por defecto del ADMINISTRADOR, generado durante el proceso de creación del repositorio

Account [Edit](#)

Username: picto
User Type: Repository Administrator
Unspecified fields: [Roles](#)

Botón para editar la sección cuenta del perfil

Profile [Edit](#)

 • You haven't filled out the required [Name](#) field.

Email address: admin@picto.edu.ar
Frequency of items-under-review mailings: Never
Mail Empty Results: No
Hide Email: Yes
Unspecified fields: [Editorial Rights Restriction](#), [Name](#), [Department](#), [Organisation](#), [Address](#), [Country](#), [Homepage URL](#)

Perfil completo del ADMINISTRADOR

Other defined fields

User ID Number: 1
Revision: 1
User Registration Date: 2 November 2012 14:57:56 UTC
Manage deposits Fields: Last Modified, Title, Item Type, Item Status

La estrella indica
campo
obligatorio

Edit

Account

Profile

Cancel

Save and Return

Next >

★ User Type

- User
- Editor
- Repository Administrator

★ Username

picto

Roles

1.
2.
3.

More input rows

Cancel

Save and Return

Next >

Edit

Account

Profile

< Previous

Cancel

Save and Return

Account Details

Email address:

Hide Email:

- Make email visible to all.
- Hide email to all except repository administrators.
- UNSPECIFIED

Password:

Personal Details

Name:

Title

Given Name / Initials

Family Name

Department:

Organisation:

Address:

Sigue



Country:

Homepage URL:

Editorial Rights Restriction



Divisions

- Faculty of Engineering, Science and Mathematics
-School of Chemistry
-School of Civil Engineering and the Environment
-School of Electronics and Computer Science
-School of Engineering Sciences
-School of Geography
- School of Mathematics
-School of Physics
- Faculty of Law, Arts and Social Sciences
-School of Art
-School of Education
-School of Humanities

Any of these

Subjects

- A General Works
-AC Collections. Series. Collected works
-AI Indexes (General)
-AM Museums (General). Collectors and collecting (General)
-AS Academies and learned societies (General)
-AZ History of Scholarship The Humanities
- B Philosophy. Psychology. Religion
-B Philosophy (General)
-BC Logic
-BD Speculative Philosophy
-BF Psychology
-BH Aesthetics

Any of these

Item Type

- | | |
|--|--------------------------------------|
| <input type="checkbox"/> Article | <input type="checkbox"/> Composition |
| <input type="checkbox"/> Book Section | <input type="checkbox"/> Performance |
| <input type="checkbox"/> Monograph | <input type="checkbox"/> Image |
| <input type="checkbox"/> Conference or Workshop Item | <input type="checkbox"/> Video |
| <input type="checkbox"/> Book | <input type="checkbox"/> Audio |
| <input type="checkbox"/> Thesis | <input type="checkbox"/> Dataset |

Restricciones aplicables

Más detalles del perfil del ADMINISTRADOR

Sigue



...AM Museums (General); Collectors and collecting (General)
...AS Academies and learned societies (General)
...AZ History of Scholarship The Humanities
B Philosophy, Psychology, Religion
...B Philosophy (General)
...BC Logic
...BD Speculative Philosophy
...BF Psychology
...BH Aesthetics

Any of these ▾

Item Type

- | | |
|--|--|
| <input type="checkbox"/> Article | <input type="checkbox"/> Composition |
| <input type="checkbox"/> Book Section | <input type="checkbox"/> Performance |
| <input type="checkbox"/> Monograph | <input type="checkbox"/> Image |
| <input type="checkbox"/> Conference or Workshop Item | <input type="checkbox"/> Video |
| <input type="checkbox"/> Book | <input type="checkbox"/> Audio |
| <input type="checkbox"/> Thesis | <input type="checkbox"/> Dataset |
| <input type="checkbox"/> Patent | <input type="checkbox"/> Experiment |
| <input type="checkbox"/> Artefact | <input type="checkbox"/> Teaching Resource |
| <input type="checkbox"/> Show/Exhibition | <input type="checkbox"/> Other |

**Más detalles del perfil
del ADMINISTRADOR**

More input rows

★ Editorial Alerts

★ **Frequency of items-under-review mailings:**

- Never
- Once per Day
- Once per Week
- Once per Month



★ **Mail Empty Results:**

- Yes, mail me when there is nothing under review.
- No. Only mail me when there is something under review and within my scope.



< Previous

Cancel

Save and Return

Admin

Editorial Tools

System Tools

Config. Tools

Search items

- Search for items in this repository.

Search issues

- Search for issues discovered in current records.

Search users

- Search for users of this repository.

Search history

- Search for actions that have occurred on items in this repository.

Tablero de control de diversas tareas administrativas. Muchas otras funcionalidades disponibles deben ser ejecutadas desde la línea de comando (*shell*)

Admin

Editorial Tools

System Tools

Config. Tools

Search items

- Search for items in this repository.

Search issues

- Search for issues discovered in current records.

Search users

- Search for users of this repository.

Search history

- Search for actions that have occurred on items in this repository.

Opciones para buscar y editar ítems, usuarios, problemas (*issues*), acciones realizadas

Admin
System Tools

Editorial Tools		Config. Tools
Status	- Status information for this server.	
Create user	- Create a new user account	
Force Start Indexer	- Forcefully stops and cleans up the indexer, then restarts it.	
Stop Indexer	- Stops the full-text indexer.	
Regenerate Abstracts	- Cause abstract pages to be regenerated when they are next requested.	
Regenerate Views	- Cause views pages to be regenerated when they are next requested.	
EPrints Bazaar	- Manage, Update and Install add-ons from the EPrints Bazaar.	
Send Test Email	- Test your email configuration by sending a test email.	
Database Schema	- Show the database schema.	

Status

EPrints Release:	3.3.10
Database Driver:	EPrints::Database::mysql [DBI 1.612, DBD::mysql 4.016]
Database Server Version:	MySQL 5.1.63-0+squeeze1
Database Status:	OK
Indexer Status:	Running
Background Task Queue:	0 Tasks
XML Library:	XML::LibXML 1.70 /usr/lib/perl5/XML/LibXML.pm

Detalle del estado del sistema

Usuarios

Users

Repository Administrator:	1
Editor:	0
User:	0
Total Users:	1

Items

Repository:	0
Under Review:	0
User Areas:	0
Retired:	0

Registros

Disk Space

Document Partition disk0:	161801M
----------------------------------	---------

Saved Searches and Alerts

Admin

Editorial Tools System Tools Config. Tools

- Status** - Status information for this server.
- Create user** - Create a new user account
- Start Indexer** - Starts the full-text indexer.
- Regenerate Abstracts** - Cause abstract pages to be regenerated when they are next requested.
- Regenerate Views** - Cause views pages to be regenerated when they are next requested.
- EPrints Bazaar** - Manage, Update and Install add-ons from the EPrints Bazaar.
- Send Test Email** - Test your email configuration by sending a test email.
- Database Schema** - Show the database schema.

Create user

Create a new user account.

Username:

Create User Cancel

Crear nuevos usuarios: administradores, editores, usuarios depositantes

Admin

Editorial Tools System Tools Config. Tools

Status	- Status information for this server.
Create user	- Create a new user account
Start Indexer	- Starts the full-text indexer.
Regenerate Abstracts	- Cause abstract pages to be regenerated when they are next requested.
Regenerate Views	- Cause views pages to be regenerated when they are next requested.
EPrints Bazaar	- Manage, Update and Install add-ons from the EPrints Bazaar.
Send Test Email	- Test your email configuration by sending a test email.
Database Schema	- Show the database schema.

Admin

Editorial Tools

System Tools

Config. Tools

Status	- Status information for this server.
Create user	- Create a new user account
Force Start Indexer	- Forcefully stops and then runs the indexer with the next start
Stop Indexer	- Stops the full-text indexer from indexing text requested.
Regenerate Abstracts	- Cause abstract pages to be regenerated when they are next requested.
Regenerate Views	- Cause views pages to be regenerated when they are next requested.
EPrints Bazaar	- Manage, Update and Install add-ons from the EPrints Bazaar.
Send Test Email	- Test your email configuration by sending a test email.
Database Schema	- Show the database schema.

Inicio y detención del motor de indexación automática de texto completo

Admin

Editorial Tools

System Tools

Config. Tools

Status	- Status information for this server.
Create user	- Create a new user account
Force Start Indexer	- Forcefully stops and cleans up the indexer, then restarts it.
Stop Indexer	- Stops the full-text indexer.
Regenerate Abstracts	- Cause abstract pages to be regenerated when they are next requested.
Regenerate Views	- Cause views pages to be regenerated when they are next requested.
EPrints Bazaar	- Manage, Update and Install add-ons from the EPrints Bazaar.
Send Test Email	- Test your email configuration by sending a test email.
Database Schema	- Show the database schema.

**Regeneración de *abstracts*
y vistas**

Admin

Editorial Tools

System Tools

Config. Tools

Status - Status information for this server.

Create user - Create a new user account

Force Start Indexer - Forcefully stops and cleans up the indexer, then restarts it.

Stop Indexer - Stops the full-text indexer.

Regenerate Abstracts - Cause abstract pages to be regenerated when they are next requested.

Regenerate Views - Cause views pages to be regenerated when they are next requested.

EPrints Bazaar - Manage updates and install add-ons from the EPrints Bazaar.

Send Test Email - Test your email configuration by sending a test email.

Database Schema - Show the database schema.

Gestión de *plugins*. Instalación, activación y desactivación

Admin

Editorial Tools

System Tools

Config. Tools

Status - Status information for this server.

Create user - Create a new user account

Force Start Indexer - Forcefully stops and cleans up the indexer, then restarts it.

Stop Indexer - Stops the full-text indexer.

Regenerate Abstracts - Cause abstract pages to be regenerated when they are next requested.

Regenerate Views - Cause views pages to be regenerated when they are next requested.

EPrints Bazaar - Manage, Update and Install add-ons from the EPrints Bazaar.

Send Test Email - Test your email

Database Schema - Show the database schema.

Envío de e-mail de prueba

Admin

Editorial Tools

System Tools

Config. Tools

Status

- Status information for this server.

Create user

- Create a new user account

Force Start Indexer

- Forcefully stops and cleans up the indexer, then restarts it.

Stop Indexer

- Stops the full-text indexer.

Regenerate Abstracts

- Cause abstract pages to be regenerated when they are next requested.

Regenerate Views

- Cause views pages to be regenerated when they are next requested.

EPrints Bazaar

- Manage, Update and Install add-ons from the EPrints Bazaar.

Send Test Email

- Test your email configuration by sending a test email

Database Schema

- Show the database schema

Muestra el esquema de la base de datos MySQL

Admin

Editorial Tools

System Tools

Config. Tools

Storage Manager - Manage your repositories hybrid storage setup, including migration of files.

Update Database - Update database to reflect current configuration.

Reload Configuration - Cause the repository to re-read its configuration files. Use with caution!

View Configuration - View configuration files for this repository.

Phrase Editor - Modify phrases used in the system.

Edit subject - Modify the subject tree(s)

Manage Metadata Fields - Add or remove metadata fields

Admin

Editorial Tools

System Tools

Config. Tools

Storage Manager

- Manage your repository's file storage configuration of files.

Gestor de almacenamiento

Update Database

- Update database to reflect current configuration.

Actualizar la base de datos

Recargar configuración del repositorio

Reload Configuration

- Cause the repository to reload its configuration files. Use with caution.

View Configuration

- View configuration files for this repository.

Ver archivos de configuración

Phrase Editor

- Modify phrases used in the system.

Editor de frases: modificaciones, traducciones

Edit subject

- Modify the subject tree.

Manage Metadata Fields

- Add or remove metadata fields.

Gestión de metadatos

Editor de estructuras organizacionales y de clasificaciones temáticas

View Configuration

- /usr/share/eprints3/archives/picto/cfg
- issues.xml [[Delete](#)]
- subjects
- autocomplete [[Delete](#)]
- cfg.d
- citations
- lang
- namedsets
- static
- templates [[Delete](#)]
- themes [[Delete](#)]
- workflows

Estructura de los archivos de configuración del repositorio "picto"

Admin

Editorial Tools	System Tools	Config. Tools
	<input type="button" value="Storage Manager"/>	- Manage your repositories hybrid storage setup, including migration of files.
	<input type="button" value="Update Database"/>	- Update database to reflect current configuration.
	<input type="button" value="Reload Configuration"/>	- Cause the repository to re-read its configuration files. Use with caution!
	<input type="button" value="View Configuration"/>	- View configuration files for this repository.
	<input type="button" value="Phrase Editor"/>	- Modify phrases used in the system.
	<input type="button" value="Edit subject"/>	- Modify the subject tree(s)
	<input type="button" value="Manage Metadata Fields"/>	- Add or remove metadata fields

View Configuration

- 📁 /usr/share/eprints3/archives/picto/cfg
 - [issues.xml](#) [Delete]
 - subjects
 - 📁 autocomplete [Delete]
 - 📁 cfg.d
 - [10_core.pl](#) [Delete]
 - [20_baseurls.pl](#) [Delete]
 - [adminemail.pl](#) [Delete]
 - [branding.pl](#) [Delete]
 - [database.pl](#) [Delete]
 - [datasets.pl](#) [Delete]
 - [document_fields.pl](#) [Delete]
 - [document_fields_automatic.pl](#) [Delete]
 - [document_fields_default.pl](#) [Delete]
 - [document_upload.pl](#) [Delete]
 - [document_validate.pl](#) [Delete]
 - [dynamic_template.pl](#) [Delete]
 - [email.pl](#) [Delete]
 - [epm.pl](#) [Delete]
 - [eprint_fields.pl](#) [Delete]
 - [eprint_fields_automatic.pl](#) [Delete]
 - [eprint_fields_default.pl](#) [Delete]
 - [eprint_locking.pl](#) [Delete]
 - [eprint_render.pl](#) [Delete]
 - [eprint_search_advanced.pl](#) [Delete]
 - [eprint_search_simple.pl](#) [Delete]
 - [eprint_validate.pl](#) [Delete]
 - [eprint_warnings.pl](#) [Delete]
 - [field_property_defaults.pl](#) [Delete]
 - [field_validate.pl](#) [Delete]
 - [indexing.pl](#) [Delete]
 - [issues_search.pl](#) [Delete]
 - [languages.pl](#) [Delete]
 - [latest_tool.pl](#) [Delete]
 - [log.pl](#) [Delete]
 - [misc.pl](#) [Delete]

Localización de los archivos de autocompletado

Archivos de configuración general

[eprint_validate.pl](#) [Delete]
[eprint_warnings.pl](#) [Delete]
[field_property_defaults.pl](#) [Delete]
[field_validate.pl](#) [Delete]
[indexing.pl](#) [Delete]
[issues_search.pl](#) [Delete]
[languages.pl](#) [Delete]
[latest_tool.pl](#) [Delete]
[log.pl](#) [Delete]
[misc.pl](#) [Delete]
[oai.pl](#) [Delete]
[paths.pl](#) [Delete]
[plugins.pl](#) [Delete]
[rdf_license.pl](#) [Delete]
[registration.pl](#) [Delete]
[request_copy.pl](#) [Delete]
[rewrite_url_demo.pl](#) [Delete]
[search.pl](#) [Delete]
[security.pl](#) [Delete]
[session.pl](#) [Delete]
[user_fields.pl](#) [Delete]
[user_fields_automatic.pl](#) [Delete]
[user_fields_default.pl](#) [Delete]
[user_login.pl](#) [Delete]
[user_render.pl](#) [Delete]
[user_review_scope.pl](#) [Delete]
[user_roles.pl](#) [Delete]
[user_search.pl](#) [Delete]
[user_validate.pl](#) [Delete]
[views.pl](#) [Delete]
[views_render_items_example.pl](#) [Delete]
[views_render_menu_example.pl](#) [Delete]
[vlit.pl](#) [Delete]

Los archivos de configuración contienen XML, datos brutos y sintaxis perl

Archivos de configuración general

Los archivos perl (pl) son programas

File Directory

- citations
- lang
- namedsets
- static
- templates [Delete]
- themes [Delete]
- workflows

File Directory

Archivos de visualización de registros

View Configuration

/usr/share/eprints3/archives/picto/cfg

[issues.xml](#) [[Delete](#)]

subjects

[autocomplete](#) [[Delete](#)]

cfg.d

[citations](#)

[document](#)

[eprint](#)

[user](#)

Objetos documento, eprint, usuario

[lang](#)

[namedsets](#)

[static](#)

[templates](#) [[Delete](#)]

[themes](#) [[Delete](#)]

[workflows](#)

Nota: un objeto es un registro formado por un conjunto de metadatos

View Configuration

/usr/share/eprints3/archives/picto/cfg

[issues.xml](#) [[Delete](#)]

subjects

[autocomplete](#) [[Delete](#)]

[cfg.d](#)

[citations](#)

[lang](#)

[en](#)

Idiomas disponibles identificados por código ISO 639-1

File

Directory

[namedsets](#)

[static](#)

[templates](#) [[Delete](#)]

[themes](#) [[Delete](#)]

[workflows](#)

Archivos que contienen valores predefinidos para ciertos campos

File

Directory

View Configuration

- /usr/share/eprints3/archives/picto/cfg
 - issues.xml [[Delete](#)]
 - subjects
 - autocomplete [[Delete](#)]
 - cfg.d
 - citations
 - lang
 - namedsets
 - static
 - templates [[Delete](#)]
 - themes [[Delete](#)]
 - workflows
 - eprint
 - user

Plantillas (points to templates)

Temas (points to themes)

Archivos de workflows (points to workflows)

File Directory (action buttons)

Phrase Editor

This tool writes modified phrases to zz_webcfg.xml. Click the phrase text to edit it. Javascript required.

Nota: todo texto de una página es una frase

Identifier	Content	Source
archive:workflow:stage:abstract:title	Abstract	en/system
archive:workflow:stage:cora:title	Details	en/system
archive:workflow:stage:files:title	Upload	en/system
archive:workflow:stage:local:title	Custom	en/system
archive:workflow:stage:notes:title	Extras	en/system
archive:workflow:stage:pubinfo:title	Publication	en/system
archive:workflow:stage:status:title	Status	en/system

Admin

Editorial Tools System Tools Config. Tools

- Manage your repositories hybrid storage setup, including migration of files.
- Update database to reflect current configuration.
- Cause the repository to re-read its configuration files. Use with caution!
- View configuration files for this repository.
- Modify phrases used in the system.
- Modify the subject tree(s)
- Add or remove metadata fields



bin/generate_views:indextitle	<epc:phrase ref="bin/generate_views:indextitleprefix"> </epc:phrase><epc:pin name="viewname"></epc:pin>	en/system
bin/generate_views:indextitleprefix	Browse by	en/system
bin/generate_views:intro	<div class="ep_view_intro">Please select a value to browse from the list below.</div>	en/system
bin/generate_views:subject_blurb	<div class="ep_view_blurb">Number of items at this level: <epc:pin name="n"></epc:pin> </div>	en/system
bin/generate_views:timestamp	<div class="ep_view_timestamp">This list was generated on <epc:pin name="time"></epc:pin>. </div>	en/system
bin/generate_views:title	<epc:pin name="viewname"></epc:pin>: <epc:pin name="value"></epc:pin>	en/system
cgi/advsearch:adv_search	Creation Time	en/system
cgi/advsearch:adv_search	Advanced Search	en/system
cgi/advsearch:preamble	<p>Don't panic! Just leave the fields you don't want to search blank. Click here for a simple search.</p>	en/system
cgi/confirm:bad_user	<p>User not found. It is possible that indicates a database problem, but please check the parameters in the URL carefully.</p>	en/system
cgi/confirm:err_title	Error: Registration Change Failed	en/system
cgi/confirm:go_login	<p>Continue</p>	en/system
cgi/confirm:no_pin	<p>There are currently no changes for this user which await confirmation. This probably means you have already confirmed the change. Try and login.</p>	en/system
cgi/confirm:pin_mismatch	<p>The confirmation pin is incorrect. Please try and reset your password to generate an email with a new confirmation pin number.</p>	en/system
cgi/confirm:pin_timeout	<p>The confirmation pin number has timed out. Please repeat the reset password or registration request, and confirm it as soon as you get the email.</p>	en/system
	<p>Your email address has been changed to <pin	

Código ISO del idioma de las frases que se van a editar

Segue



cgi/confirm:set_email	<p>Your email address has been changed to <pin name="newemail"></pin></p>	en/system
cgi/confirm:set_password	<p>Your password has been changed to the new one you requested.</p>	en/system
cgi/confirm:title	Confirm Registration Change	en/system
cgi/confirm:username	<p>Your username on this system is: <epc:pin name="username"></epc:pin></p>	en/system
cgi/export:eprint_not_fount	EPrint with ID <epc:pin name="eprintid"></epc:pin> was not found.	en/system
cgi/export:error_title	Error in export	en/system
cgi/export:no_id	<p>No valid EPrint ID Number was specified.</p>	en/system
cgi/export:not_available	<p>Requested output format '<epc:pin name="format"></epc:pin>' is not available.</p>	en/system
cgi/export:page	<p><epc:pin name="citation"></epc:pin></p> <p>Please select an output format:</p> <epc:pin name="formats"></epc:pin>	en/system
cgi/export:title	Export: <epc:pin name="shortname"></epc:pin>	en/system
cgi/handle_http_error:404_blurb	<p>Could not find the file: <code><pin name="url"></pin></code></p><p>The specified file could not be found on this server. If you reached this page by following a link within the repository, please contact the <epc:phrase ref="archive_name"></epc:phrase> administration. Otherwise, please check that you have typed the URL in correctly, or contact the person or site that supplied you with this URL.</p>	en/system
cgi/handle_http_error:404_title	404 File not Found	en/system
cgi/latest:day_0	Sunday	en/system
cgi/latest:day_1	Monday	en/system
cgi/latest:day_2	Tuesday	en/system
cgi/latest:day_3	Wednesday	en/system
cgi/latest:day_4	Thursday	en/system
cgi/latest:day_5	Friday	en/system

Hay muchas frases

Segue



/ChangeOwner:changedowner	name="user"></epc:pin>".	en/system
Plugin/Screen/EPrint/Staff /ChangeOwner:changeowner	Change	en/system
Plugin/Screen/EPrint/Staff/ChangeOwner:invaliduser	The username given was not a valid user account	en/system
Plugin/Screen/EPrint/Staff/ChangeOwner:title	Change Eprint Owner <input type="text"/> Save Reset Cancel Edit	en/system
Plugin/Screen/EPrint/Staff/Details:title	Details	en/system
Plugin/Screen/EPrint/Staff/Edit:description	Edit item (as an editor)	en/system
Plugin/Screen/EPrint/Staff/Edit:title	Edit item	en/system
Plugin/Screen/EPrint/Staff/EditLink:title	Edit	en/system
Plugin/Screen/EPrint/Staff/Export:title	Export	en/system
Plugin/Screen/EPrint/Staff /Reindex:action:reindex:description	Queue this item for re-indexing.	en/system
Plugin/Screen/EPrint/Staff/Reindex:action:reindex:title	Reindex Item	en/system
Plugin/Screen/EPrint/Staff/Reindex:reindexing	Item has been queued for re-indexing (may take some time to complete).	en/system
Plugin/Screen/EPrint/Summary:title	Preview	en/system
Plugin/Screen/EPrint/TakeLock:action:take:description	Take the edit lock from the user currently editing this record.	en/system
Plugin/Screen/EPrint/TakeLock:action:take:title	Take Edit Lock	en/system
Plugin/Screen/EPrint/TakeLock:item_taken	You have taken over the edit lock for this item.	en/system
Plugin/Screen/EPrint/TakeLock:lock_taken	Sorry, but your edit lock on <epc:pin name="item"></epc:pin> has been overridden by an editor. Try editing this record again later.	en/system
Plugin/Screen/EPrint/UploadMethod/Expand:no_plugin	No import plugin available to import file of type	en/system

Edición activa →



Nota: las frases modificadas con el editor en línea son almacenadas en el archivo eprints3/archives/archive_id/cfg/lang/xx/phrases/zz_webcfg.xml

Manage Metadata Fields

This tool allows you to add metadata fields to your repository. Only fields added using this tool can be removed by this tool. To start configuring fields choose a dataset to add/remove fields from the following list.

Datasets with Configurable Fields

Access Logs:	Stores requests generated from the Web interface	View Dataset Fields
Cache Tables:	Index to the tables used for temporarily storing search results	View Dataset Fields
Documents:	Used to store documents metadata, for ALL of archive, inbox, etc.	View Dataset Fields
Eprints:	Used to store eprints records	View Dataset Fields
Tasks:	Scheduled tasks for the indexer process.	View Dataset Fields
Files:	Technical data on files stored.	View Dataset Fields
Object Revisions:	Stores information about revisions made to objects (eprints, users etc.)	View Dataset Fields

Admin

- Editorial Tools
- System Tools
- Config. Tools

Storage Manager	- Manage your repositories hybrid storage setup, including migration of files.
Update Database	- Update database to reflect current configuration.
Reload Configuration	- Cause the repository to re-read its configuration files. Use with caution!
View Configuration	- View configuration files for this repository.
Phrase Editor	- Modify phrases used in the system.
Edit subject	- Modify the subject tree(s)
Manage Metadata Fields	- Add or remove metadata fields

This tool allows you to add metadata fields to your repository. Only fields added using this tool can be removed by this tool. To start configuring fields choose a dataset to add/remove fields from the following list.

Datasets with Configurable Fields

Access Logs:	Stores requests generated from the Web interface	View Dataset Fields
Cache Tables:	Index to the tables used for temporarily storing search results	View Dataset Fields
Documents:	Used to store documents metadata, for ALL of archive,inbox,etc.	View Dataset Fields
Eprints:	Used to store eprints records	View Dataset Fields
Tasks:	Scheduled tasks for the indexer process.	View Dataset Fields
Files:	Technical data on files stored.	View Dataset Fields
Object Revisions:	Stores information about revisions made to objects (eprints, users etc.)	View Dataset Fields
Imports:	Stores the details of an import.	View Dataset Fields
Logins:	Stores user login tickets (cookies-based authentication)	View Dataset Fields
User Notifications:	Used to store messages waiting to be shown to the user	View Dataset Fields
Metafield:	Used to store metadata field records	View Dataset Fields
Full-text Requests:	Stores requests made for full-texts to be delivered by email	View Dataset Fields
Saved Searches:	Used to store what searches users have and the frequency of alert emails	View Dataset Fields
Subjects:	Used to store the heirarchical subject tree(s)	View Dataset Fields
["datasetname_triple" not defined]:	["datasethelp_triple" not defined]	View Dataset Fields
["datasetname_upload_progress" not defined]:	["datasethelp_upload_progress" not defined]	View Dataset Fields
Users:	Used to store info on eprints users	View Dataset Fields

Dataset más importantes

Manage Metadata Fields - Eprints

This tool allows you to add metadata fields to your repository. Only fields added using this tool can be removed by this tool. To start configuring fields choose a dataset to add/remove fields from the following list.

Create a Field

Live Fields

abstract:	Abstract	From cfg.d
accompaniment:	Accompaniment	From cfg.d
book_title:	Title of Book	From cfg.d
commentary:	Commentary on	Core Field
completion_time:	Completion Time	From cfg.d
composition_type:	Composition Type	From cfg.d
conductors:	Conductors	From cfg.d
id:	↳ Email	
name:	↳ The conductors name	
contact_email:	Contact Email Address	Core Field
contributors:	Contributors	From cfg.d
id:	↳ Email	
name:	↳ Name	
type:	↳ Contribution	
copyright_holders:	Copyright Holders	From cfg.d
corp_creators:	Corporate Creators	From cfg.d
creators:	Creators	From cfg.d
id:	↳ Email	
name:	↳ Creators	
data_type:	Type of Data	From cfg.d
date:	Date	From cfg.d
date_type:	Date Type	From cfg.d

metadatos

Sigue



datestamp:	Date Deposited	Core Field
department:	Department	From cfg.d
dir:	Directory	Core Field
divisions:	Divisions	From cfg.d
documents:	Documents	Core Field
edit_lock:	Lock	Core Field
since:	↳ Locked since	
until:	↳ Locked until	
user:	↳ Locked by	
editors:	Editors	From cfg.d
id:	↳ Email	
name:	↳ Editors	
eprint_status:	Item Status	Core Field
eprintid:	Item ID	Core Field
event_dates:	Event Dates	From cfg.d
event_location:	Event Location	From cfg.d
event_title:	Event Title	From cfg.d
event_type:	Event Type	From cfg.d
exhibitors:	Exhibitors	From cfg.d
id:	↳ Email	
name:	↳ The exhibitors name	
fileinfo:	Links to files	Core Field
files:	Files	Core Field
full_text_status:	Full Text Status	From cfg.d
funders:	Funders	From cfg.d
gscholar:	Google Scholar	From cfg.d
cluster:	↳ Cluster ID	
datestamp:	↳ Datestamp	
impact:	↳ Citations	
id_number:	Identification Number	From cfg.d
importid:	Import Collection	Core Field
institution:	Institution	From cfg.d
isbn:	ISBN	From cfg.d
ispublished:	Status	From cfg.d
issn:	ISSN	From cfg.d
item_issues:	Issues	Core Field

metadatos

Sigue



comment:	↳ Comments	
description:	↳ Description	
id:	↳ Issue ID	
reported_by:	↳ Reported by	
resolved_by:	↳ Resolved by	
status:	↳ Status	
timestamp:	↳ Timestamp	
type:	↳ Issue type	
item_issues_count:	Number of issues	<i>Core Field</i>
keywords:	Uncontrolled Keywords	From cfg.d
lastmod:	Last Modified	<i>Core Field</i>
latitude:	Latitude	<i>Core Field</i>
learning_level:	Learning Level	From cfg.d
longitude:	Longitude	<i>Core Field</i>
lyricists:	Lyricists	From cfg.d
id:	↳ Email	
name:	↳ The conductors name	
metadata_visibility:	Metadata Visibility	<i>Core Field</i>
monograph_type:	Monograph Type	From cfg.d
note:	Additional Information	From cfg.d
num_pieces:	Number of Pieces	From cfg.d
number:	Number	From cfg.d
official_url:	Official URL	From cfg.d
output_media:	Media of Output	From cfg.d
pagerange:	Page Range	From cfg.d
pages:	Number of Pages	From cfg.d
patent_applicant:	Patent Applicant	From cfg.d
pedagogic_type:	Pedagogic Type	From cfg.d
place_of_pub:	Place of Publication	From cfg.d
pres_type:	Presentation Type	From cfg.d
producers:	Producers	From cfg.d
id:	↳ Email	
name:	↳ The producers name	
projects:	Projects	From cfg.d
publication:	Journal or Publication Title	From cfg.d
publisher:	Publisher	From cfg.d

metadatos

Sigue

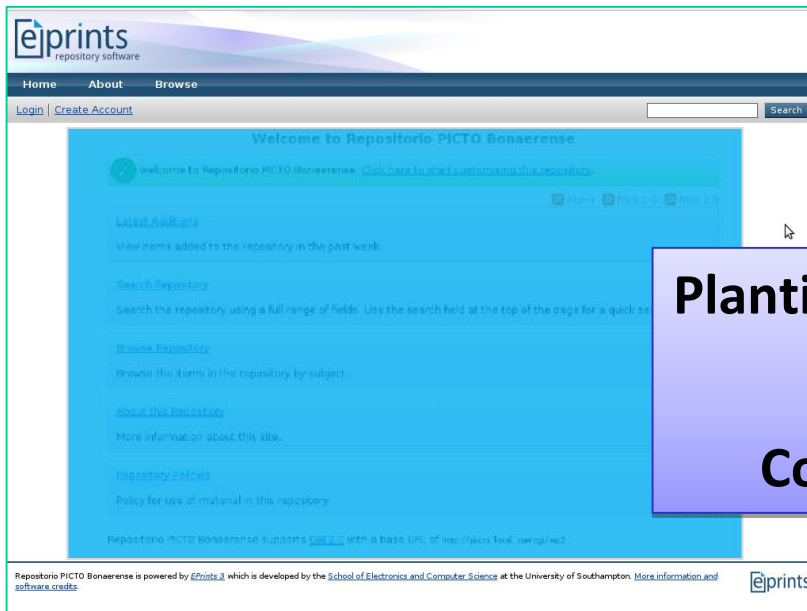
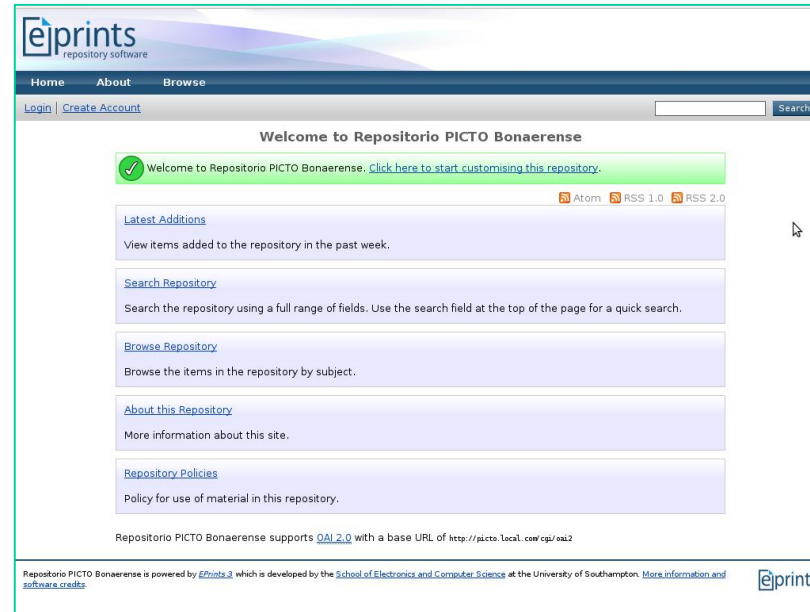


pedagogic_type:	Pedagogic Type	From cfg.d
place_of_pub:	Place of Publication	From cfg.d
pres_type:	Presentation Type	From cfg.d
producers:	Producers	From cfg.d
id:	↳ Email	
name:	↳ The producers name	
projects:	Projects	From cfg.d
publication:	Journal or Publication Title	From cfg.d
publisher:	Publisher	From cfg.d
refereed:	Refereed	From cfg.d
referencetext:	References	From cfg.d
related_url:	Related URLs	From cfg.d
type:	↳ URL Type	
url:	↳ URL	
relation:	Relationships	Core Field
type:	↳ Relation type	
uri:	↳ Target identifier	
rev_number:	Revision	Core Field
series:	Series Name	From cfg.d
skill_areas:	Skill Areas	From cfg.d
source:	Source	Core Field
status_changed:	Last Status Change	Core Field
subjects:	Subjects	From cfg.d
succeeds:	Later Version of	Core Field
suggestions:	Comments and Suggestions	From cfg.d
sword_depositor:	SWORD Depositor	Core Field
sword_slug:	SWORD Slug	Core Field
task_purpose:	Task Purpose	From cfg.d
thesis_type:	Thesis Type	From cfg.d
title:	Title	From cfg.d
type:	Item Type	Core Field
userid:	Depositing User	Core Field
volume:	Volume	From cfg.d

metadatos

Edición de páginas EPrints

Todas las páginas son iguales



Plantilla

+

Contenido de página



Edit XPage config file: lang/en/static/index.xpage

[View other configuration files.](#)

[View Documentation.](#)

Edit using external Editor

Here you can download the entire page to edit offline using editors such as frontpage and re-upload it back into EPrints. Image manipulation is not supported.

Upload HTML (encapsulated)

Edit XPage code

Change/Upload Images



sitelogo.png

Change:

message.png

Change:

feed-icon-14x14.png

Change:



Sigue



Edit XPage config file: lang/en/static/index.xpage

[View other configuration files.](#)

Reload Configuration

[View Documentation.](#)

Edit using external Editor

Here you can download the entire page to edit offline using editors such as frontpage and re-upload it back into EPrints. Image manipulation is not supported.

Download as HTML (encapsulated)

Upload HTML (encapsulated)

Examinar...

Upload

Edit XPage code

Change/Upload Images



sitelogo.png

Change:

Examinar...

Upload

message.png

Change:

Examinar...

Upload

feed-icon-14x14.png

Change:

Examinar...

Upload

eprintslogo.gif

Change:

Examinar...

Upload

Edit XPage config file: lang/en/static/index.xpage

[View other configuration files.](#)

Reload Configuration

[View Documentation.](#)

Edit using external Editor

Here you can download the entire page to edit offline using editors such as frontpage and re-upload it back into EPrints. Image manipulation is not supported.

Download as HTML (encapsulated)

Upload HTML (encapsulated)

Examinar...

Upload

Editor web integrado

Edit XPage code

```
<?xml version="1.0" encoding="iso-8859-1" standalone="no" ?>
<!DOCTYPE page SYSTEM "entities.dtd" >
<xpage:page xmlns="http://www.w3.org/1999/xhtml" xmlns:xpage="http://eprints.org/ep3/xpage" xmlns:epc="http://eprints.org/ep3/control">
<xpage:head>
  <link rel="alternate" type="application/rss+xml" title="Items in
{phrase('archive_name')}}" href="{config{http_cgiurl}}/latest_tool?output=RSS2">
</link>
  <link rel="alternate" type="application/atom+xml" title="Items in
{phrase('archive_name')}}" href="{config{http_cgiurl}}/latest_tool?output=Atom">
</link>
  <link rel="alternate" type="application/rdf+xml" title="Repository Summary
RDF+XML" href="{config{http_cgiurl}}/export/repository/RDFXML/devel.rdf">
</link>
  <link rel="alternate" type="text/n3" title="Repository Summary RDF+N3" href="
{config{http_cgiurl}}/export/repository/RDFN3/devel.n3"></link>
</xpage:head>
<xpage:title>Welcome to <epc:phrase ref="archive_name" /></xpage:title>
```


Edit XPage code

```
<?xml version="1.0" encoding="iso-8859-1" standalone="no" ?>
<!DOCTYPE page SYSTEM "entities.dtd" >
<xpage:page xmlns="http://www.w3.org/1999/xhtml" xmlns:xpage="http://eprints.org
/ep3/xpage" xmlns:epc="http://eprints.org/ep3/control">
<xpage:head>
  <link rel="alternate" type="application/rss+xml" title="Items in
{phrase('archive_name')}}" href="{config{http_cgiurl}}/latest_tool?output=RSS2">
</link>
  <link rel="alternate" type="application/atom+xml" title="Items in
{phrase('archive_name')}}" href="{config{http_cgiurl}}/latest_tool?output=Atom">
</link>
  <link rel="alternate" type="application/rdf+xml" title="Repository Summary
RDF+XML" href="{config{http_cgiurl}}/export/repository/RDFXML/devel.rdf">
</link>
  <link rel="alternate" type="text/n3" title="Repository Summary RDF+N3" href="
{config{http_cgiurl}}/export/repository/RDFN3/devel.n3"></link>
</xpage:head>
<xpage:title>Welcome to <epc:phrase ref="archive_name" /></xpage:title>
<xpage:body>

<div class="ep_msg_message"><div class="ep_msg_message_content"><table><tbody>
<tr><td>
</td><td>
Welcome to <epc:phrase ref="archive_name" />. <a href="http://www.eprints.org
/d/?keyword=NewRepository&version={config{version_id}}">
```

Contenido de
la página

Save changes

Change/Upload Images



sitelogo.png

Change:

Examinar...

Upload

message.png

Change:

Examinar...

Upload

feed-icon-14x14.png

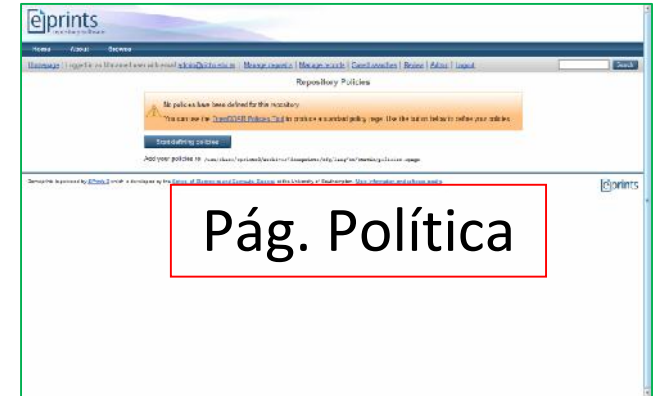
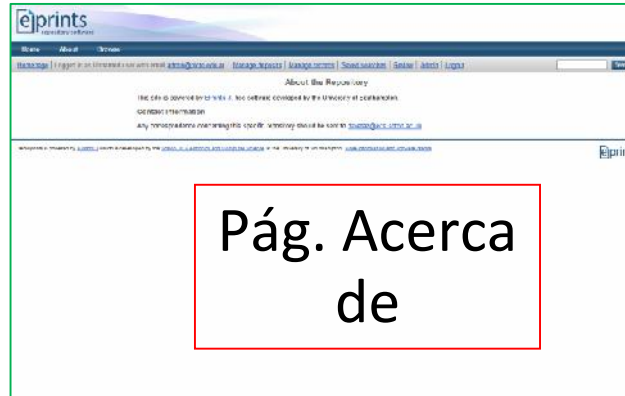
Change:

Examinar...

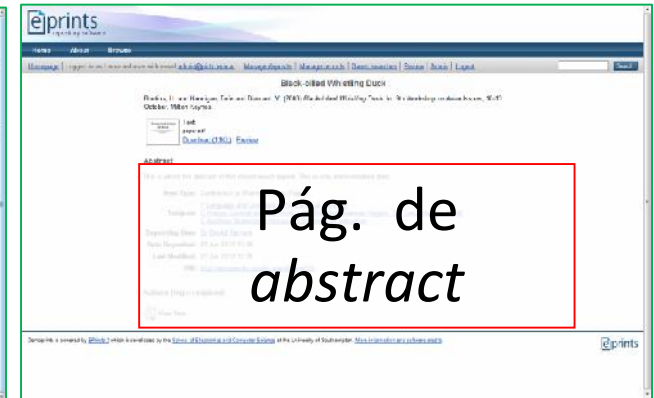
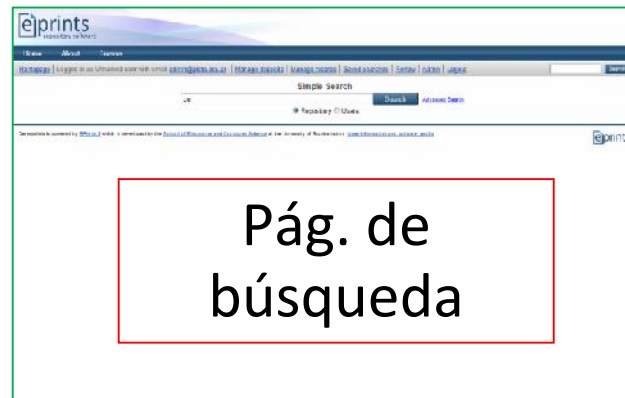
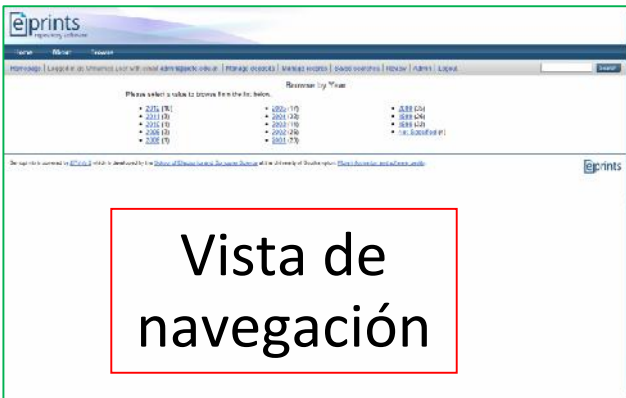
Upload

eprintlogo.gif

EPrints provee contenidos para páginas estáticas y dinámicas



Estáticas



Dinámicas